

META Single-lever basin mixer with raised base without pop-up waste - Brushed Light Gold

META

33 539 660



- 165mm projection
- fixed spout
- circular, air-enriched flow
- height of mixer 300 mm
- height up to aerator 219 mm
- hole diameter 35 mm
- 2x screw-in M 8 x 1 pressure hose, leak-tested
- max. flow 5.7 l/min
- lead-free
- This product can help a building meet the requirements of Green Building Rating Systems, e.g. LEED®, BREEAM®, DGNB
- WRAS 2003058

for use on countertop bowls

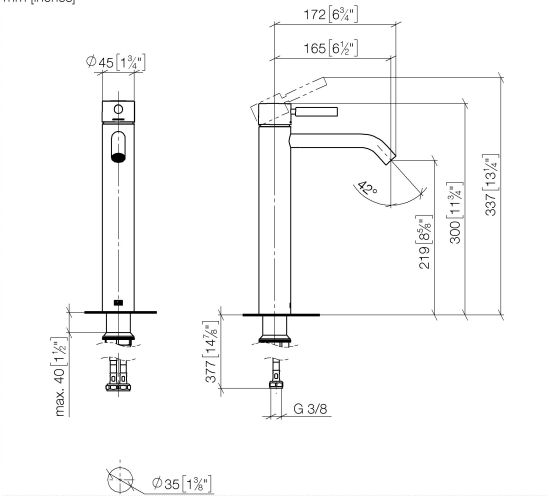
Product change as of 1.4.2023: height of mixer 300 mm, height up to aerator 219 mm

| | | |
|--|-------------------------------|---------------|
|  | Brushed Light Gold | 33 539 660-27 |
|  | Chrome | 33 539 660-00 |
|  | Brushed Platinum | 33 539 660-06 |
|  | Dark Chrome | 33 539 660-19 |
|  | Light Gold | 33 539 660-26 |
|  | Matte Black | 33 539 660-33 |
|  | Brushed Bronze | 33 539 660-42 |
|  | Brushed Champagne (22kt Gold) | 33 539 660-46 |
|  | Champagne (22kt Gold) | 33 539 660-47 |
|  | Brushed Chrome | 33 539 660-93 |
|  | Brushed Dark Platinum | 33 539 660-99 |

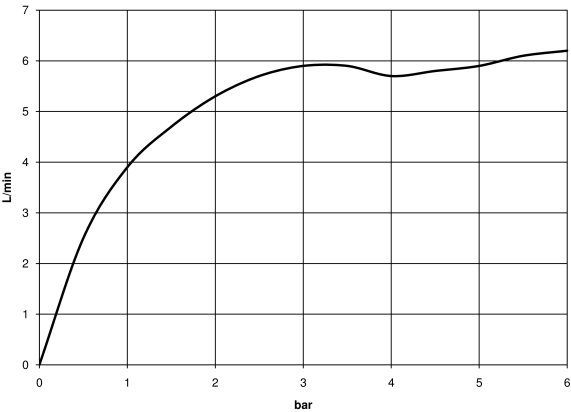
META Single-lever basin mixer with raised base without pop-up waste -
Brushed Light Gold

META

33 539 660
mm [inches]



Flow rate chart



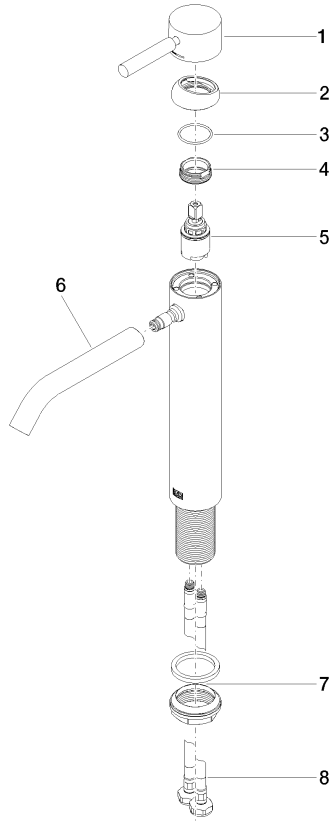
**META Single-lever basin mixer with raised base without pop-up waste -
Brushed Light Gold**

META

33 539 660

Product version from 1/23/2020

Parts for other
finishes can be found
here: [Chrome](#)





META Single-lever basin mixer with raised base without pop-up waste -
Brushed Light Gold

META

33 539 660

Spare parts list

Product version from 1/23/2020

| No. | Item Number | Name | Quantity used | Delivery time |
|-----|--------------------|--------|---------------|---------------|
| | 90 20 66 002 00-27 | handle | 9 | 30 |