



Concealed single-lever mixer with cover plate - Brushed Champagne (22kt Gold)

SERIES SPECIFIC

36 060 670
Product version from 6/1/2024

- cover plate 80 x 80 mm
- WRAS



	Brushed Champagne (22kt Gold)	36 060 670-46
	Chrome	36 060 670-00
	Brushed Platinum	36 060 670-06
	Platinum	36 060 670-08
	Dark Chrome	36 060 670-19
	Brushed Light Gold	36 060 670-27
	Brushed Durabrass (23kt Gold)	36 060 670-28
	Matte Black	36 060 670-33
	Champagne (22kt Gold)	36 060 670-47
	Brushed Chrome	36 060 670-93
	Brushed Dark Platinum	36 060 670-99

Required miscellaneous



Concealed wall-mounted single-lever mixer -

35 860 970 90

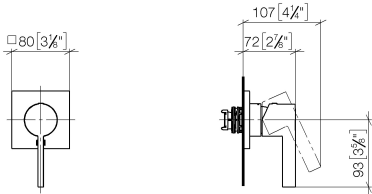
- max. recess depth 95 mm
- min. recess depth 80 mm

Concealed single-lever mixer with cover plate - Brushed Champagne (22kt Gold)

SERIES SPECIFIC

36 060 670
Product version from 6/1/2024

mm [inches]



Flow rate chart



Codes & Standards

DIN 4109
ISO 3822
Ü-Zeichen



## Concealed single-lever mixer with cover plate - Brushed Champagne (22kt Gold)

SERIES SPECIFIC

---

36 060 670 Product version from 6/1/2024

Certificates and sustainability

---

LGA\_29

# Concealed single-lever mixer with cover plate - Brushed Champagne (22kt Gold)

SERIES SPECIFIC

36 060 670 Product version from 6/1/2024



## Spare parts list

No.	Item Number	Name	Quantity used	Delivery time
6	90 31 20 087 00-46	plug	1.00	30
8	09 20 67 004-46	handle	1.00	30
1	90 15 05 064 01 90	cartridge	1.00	2
2	09 24 04 105 90	nut	1.00	2
5	09 11 02 530-46	cover	1.00	30
4	09 27 78 048-46	rosette	1.00	30
7	90 31 11 112 00 90	pin	1.00	2
9	90 30 09 064 00 90	key	1.00	2
3	90 14 10 049 00 90	seal	1.00	2