

Concealed single-lever mixer with diverter - Chrome

SERIES SPECIFIC

36 120 660 Product version up to 2/20/2020



- automatic diverter
- cover plate Ø 150 mm
- WRAS

	Chrome	36 120 660-00
	Brushed Platinum	36 120 660-06
	Platinum	36 120 660-08
	Dark Chrome	36 120 660-19
	Light Gold	36 120 660-26
	Brushed Light Gold	36 120 660-27
	Brushed Durabronze (23kt Gold)	36 120 660-28
	Matte Black	36 120 660-33
	Brushed Dark Brass	36 120 660-39
	Brushed Bronze	36 120 660-42
	Brushed Champagne (22kt Gold)	36 120 660-46
	Champagne (22kt Gold)	36 120 660-47
	Brushed Chrome	36 120 660-93
	Brushed Dark Platinum	36 120 660-99

Required miscellaneous



Concealed single-lever mixer - 35 020 970 90
 • max. recess depth 105 mm
 • min. recess depth 80 mm

Required miscellaneous



xGRID Installation track 555 mm - 12 360 970 90

Required miscellaneous



Concealed single-lever mixer with backflow preventor - 35 021 970 90
 • max. recess depth 105 mm
 • min. recess depth 80 mm

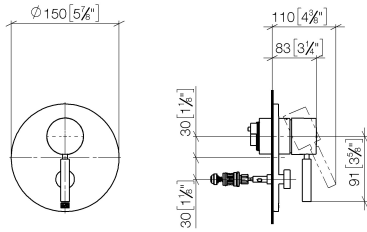
Recommended miscellaneous



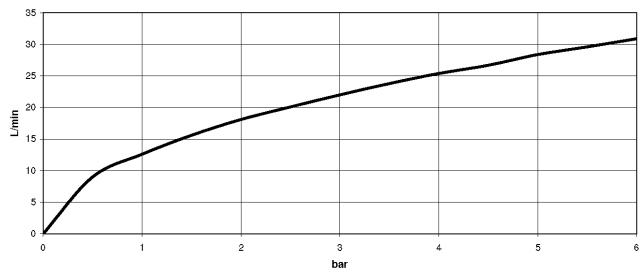
xGRID Attachment set for integrating in the dry wall construction - 12 340 970 90

36 120 660 Product version up to 2/20/2020

mm [inches]



Flow rate chart



Codes & Standards

DIN 4109

EN 817

ISO 3822

Scottish Water
Byelaws

UK Water Supply
Regulations

Ü-Zeichen



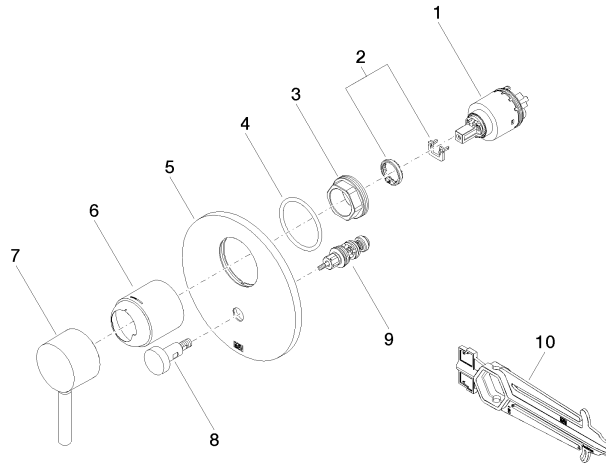
Concealed single-lever mixer with diverter - Chrome

SERIES SPECIFIC

36 120 660 Product version up to 2/20/2020

Certificates and sustainability

DVGW_DW- 6512DN0	LGA_19	WRAS_2207
---------------------	--------	-----------



Spare parts list

No.	Item Number	Name	Quantity used	Delivery time
	2 04 28 10 149 00 90	accessories	1.00	2
	5 09 11 02 261-00	plate	1.00	10
	9 90 21 34 081 00 90	diverter	1.00	2
	7 90 20 66 004 00-00	handle	1.00	10
	1 90 15 05 038 00 90	cartridge	1.00	60
	4 09 14 10 084 90	seal	1.00	2
	8 90 31 09 139 00-00	pull-rod	1.00	10
	3 09 24 04 448 90	nut	1.00	2
	6 09 11 02 260-00	sleeve	1.00	10
	10 90 30 09 064 00 90	key	1.00	2