

# WATER CURVE Concealed body spray - Brushed Champagne (22kt Gold)

36 514 979    Product version from 4/1/2024



- AQUAPRESSURE FLOW, max. flow rate 10 l/min (at 3 bar)
- water jet adjustable
- cover plate 120 x 60 mm
- 1/2" connection
- WRAS

|   |                               |               |
|---|-------------------------------|---------------|
|    | Brushed Champagne (22kt Gold) | 36 514 979-46 |
|    | Chrome                        | 36 514 979-00 |
|    | Brushed Platinum              | 36 514 979-06 |
|    | Platinum                      | 36 514 979-08 |
|    | Dark Chrome                   | 36 514 979-19 |
|    | Light Gold                    | 36 514 979-26 |
|    | Brushed Light Gold            | 36 514 979-27 |
|    | Brushed Durabrass (23kt Gold) | 36 514 979-28 |
|    | Matte Black                   | 36 514 979-33 |
|   | Brushed Bronze                | 36 514 979-42 |
|  | Champagne (22kt Gold)         | 36 514 979-47 |
|  | Brushed Chrome                | 36 514 979-93 |
|  | Brushed Dark Platinum         | 36 514 979-99 |

## Recommended miscellaneous



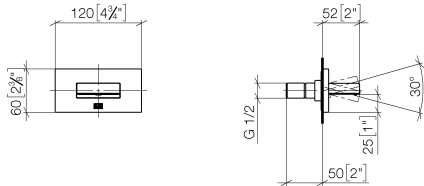
- Concealed wall elbow -
  - max. recess depth mm
  - min. recess depth mm

35 085 970 90

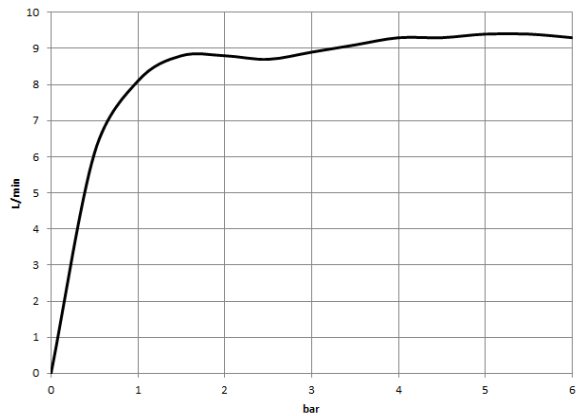
WATER CURVE Concealed body spray - Brushed Champagne (22kt Gold)

36 514 979    Product version from 4/1/2024

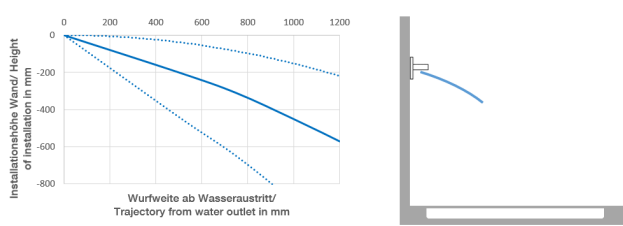
mm [inches]



Flow rate chart



Trajectory diagram



Codes & Standards

DIN 4109                      ISO 3822                      Ü-Zeichen



## WATER CURVE Concealed body spray - Brushed Champagne (22kt Gold)

---

36 514 979 Product version from 4/1/2024

### Certificates

---

LGA\_29

# WATER CURVE Concealed body spray - Brushed Champagne (22kt Gold)

36 514 979    Product version from 4/1/2024



## Spare parts list

| No. | Item Number        | Name         | Quantity used | Delivery time |
|-----|--------------------|--------------|---------------|---------------|
| 1   | 09 17 01 230-46    | casing       | 1             | 30            |
| 2   | 90 27 97 041 00-46 | rosette      | 1             | 30            |
| 3   | 90 29 03 088 00 90 | insert       | 1             | 2             |
| 4   | 90 14 10 010 00 90 | seal         | 1             | 2             |
| 5   | 09 24 04 336 90    | nipple       | 1             | 2             |
| 6   | 09 23 01 134 90    | flow reducer | 1             | 2             |
| 7   | 09 16 01 014 90    | ring         | 1             | 2             |