



- HORIZONTAL RAIN, max. flow rate 6 l/min (at 3 bar)
- Function from: l/min
- with anti-scale system















**Technical data:**

- cover plate 120 x 120 mm
- 1/2" connection

**Notes:**

- This product can help a building meet the requirements of Green Building Rating Systems, e.g. LEED®, BREEAM®, DGNB
- Flow restrictor (8.3 l/min) to extend shower jet from approx. 500 mm to approx. 1000 mm**

Flow restrictor (8.3 l/min) to extend shower jet from approx. 500 mm to approx. 1000 mm

	Brushed Bronze	36 515 979-42
	Chrome	36 515 979-00
	Brushed Platinum	36 515 979-06
	Platinum	36 515 979-08
	Dark Chrome	36 515 979-19
	Light Gold	36 515 979-26
	Brushed Light Gold	36 515 979-27
	Brushed Durabronze (23kt Gold)	36 515 979-28
	Matte Black	36 515 979-33
	Brushed Dark Bronze	36 515 979-39
	Brushed Champagne (22kt Gold)	36 515 979-46
	Champagne (22kt Gold)	36 515 979-47
	Brushed Chrome	36 515 979-93
	Brushed Dark Platinum	36 515 979-99

**Required miscellaneous**



- Concealed wall installation box - 35 205 970 90**
- min. recess depth 85 mm
  - max. recess depth 110 mm

**Recommended miscellaneous**



- xGRID Attachment set for integrating in the dry wall construction - 12 340 970 90**

**Required miscellaneous**



- WATER POINTS Adapter plate - 12 305 970 90**

**Required miscellaneous**



- xGRID Installation track 555 mm - 12 360 970 90**



**Flow rate chart**



**Trajectory diagram**



## Codes & Standards

ASME A112.18.1

cUPC

DIN 4109

ISO 3822

## Ü-Zeichen



## WATER POINTS Concealed body spray FlowReduce - Brushed Bronze

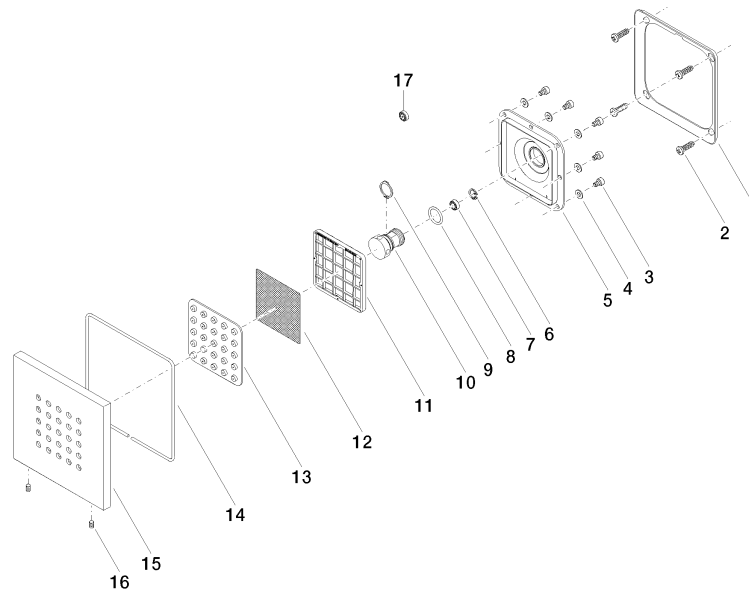
SERIES-VARIOUS

36 515 979 Product version from 4/1/2024

Certificates and sustainability

LGA\_18

IAPMO\_4976 (



## Spare parts list

No.	Item Number	Name	Quantity used	Delivery time
17	09 23 01 052 90	flow reducer	1.00	2
11	09 17 97 057 90	holder	1.00	2
1	09 28 01 024 90	holder	1.00	2
13	09 12 01 075 90	insert	1.00	2
10	09 17 11 146 90	distributor	1.00	60
16	09 31 11 048 90	pin	1.00	2
7	90 23 01 032 00 90	flow reducer	1.00	2
12	09 29 30 043 90	insert	1.00	2
14	09 14 03 117 90	seal	1.00	2
2	09 30 31 022 90	screw	4.00	2
6	09 16 01 016 90	ring	1.00	2
4	09 30 11 024 90	disc	8.00	2
5	09 12 12 205 90	base	1.00	2
8	09 14 10 130 90	seal	1.00	2
3	09 30 30 031 90	screw	8.00	2
15	09 27 98 004-42	rosette	1.00	60
9	09 16 01 017 90	ring	1.00	2