


META Wall valve clockwise closing 1/2" - Brushed Bronze

META


36 607 661    Product version from 7/1/2023




- rosette Ø 60 mm
- head part with cut-to-length spindle and sleeve
- WRAS

|   |                               |               |
|---|-------------------------------|---------------|
|    | Brushed Bronze                | 36 607 661-42 |
|    | Chrome                        | 36 607 661-00 |
|    | Brushed Platinum              | 36 607 661-06 |
|    | Dark Chrome                   | 36 607 661-19 |
|    | Light Gold                    | 36 607 661-26 |
|    | Brushed Light Gold            | 36 607 661-27 |
|    | Matte Black                   | 36 607 661-33 |
|    | Brushed Dark Brass            | 36 607 661-39 |
|    | Brushed Champagne (22kt Gold) | 36 607 661-46 |
|   | Champagne (22kt Gold)         | 36 607 661-47 |
|  | Brushed Chrome                | 36 607 661-93 |
|  | Brushed Dark Platinum         | 36 607 661-99 |

Required miscellaneous

|   |   |               |
|---|---|---------------|
|  | <b>Wall valve 1/2" -</b><br>•min. recess depth 85 mm<br>•max. recess depth 145 mm | 35 607 970 90 |
|---|---|---------------|

Required miscellaneous

|   |   |               |
|---|---|---------------|
|  | <b>Wall valve 1/2" -</b><br>•min. recess depth 85 mm<br>•max. recess depth 145 mm | 35 607 970 90 |
|---|---|---------------|

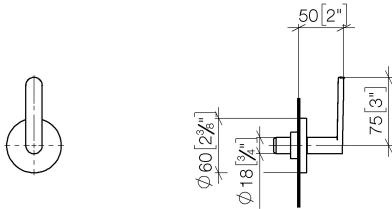


META Wall valve clockwise closing 1/2" - Brushed Bronze

META

36 607 661    Product version from 7/1/2023

mm [inches]

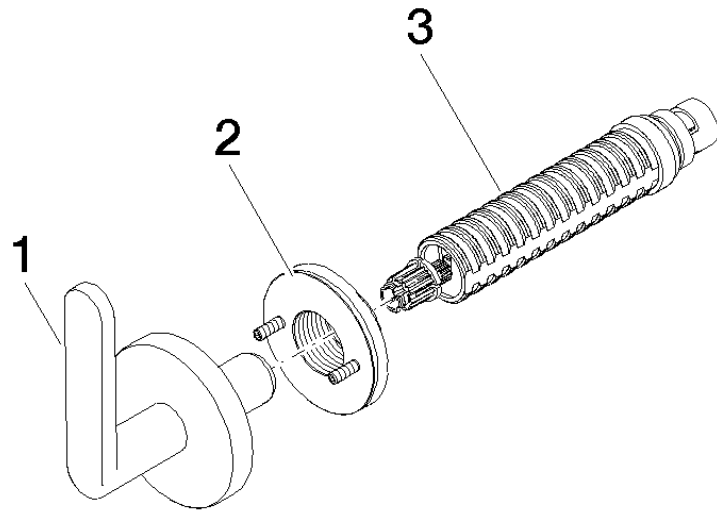


Codes & Standards

|                        |                             |           |          |
|------------------------|-----------------------------|-----------|----------|
| ASME A112.18.1         | cUPC                        | DIN 4109  | ISO 3822 |
| Scottish Water Byelaws | UK Water Supply Regulations | Ü-Zeichen |          |

Certificates and sustainability

|        |        |           |        |              |
|--------|--------|-----------|--------|--------------|
| LGA_38 | LGA_29 | WRAS_2010 | LGA_29 | IAPMO_4976 ( |
|--------|--------|-----------|--------|--------------|



Spare parts list

| No. | Item Number        | Name   | Quantity used | Delivery time |
|-----|--------------------|--------|---------------|---------------|
| 3   | 90 90 03 143 00 90 | top    | 1.00          | 2             |
| 2   | 90 21 02 181 00 90 | disc   | 1.00          | 2             |
| 1   | 90 20 66 014 04-42 | handle | 1.00          | 30            |