








CL.1 Wall valve clockwise closing 1/2" - Dark Chrome

CL.1

36 607 705 Product version from 10/14/2020



- rosette 60 x 60 mm
- without marking
- head part with cut-to-length spindle and sleeve
- WRAS

| | | |
|---|--------------------------------|---------------|
|  | Dark Chrome | 36 607 705-19 |
|  | Chrome | 36 607 705-00 |
|  | Brushed Platinum | 36 607 705-06 |
|  | Brushed Durabronze (23kt Gold) | 36 607 705-28 |
|  | Brushed Champagne (22kt Gold) | 36 607 705-46 |
|  | Champagne (22kt Gold) | 36 607 705-47 |
|  | Brushed Dark Platinum | 36 607 705-99 |



CL.1 Wall valve clockwise closing 1/2" - Dark Chrome

CL.1

36 607 705 Product version from 10/14/2020

mm [inches]



Codes & Standards

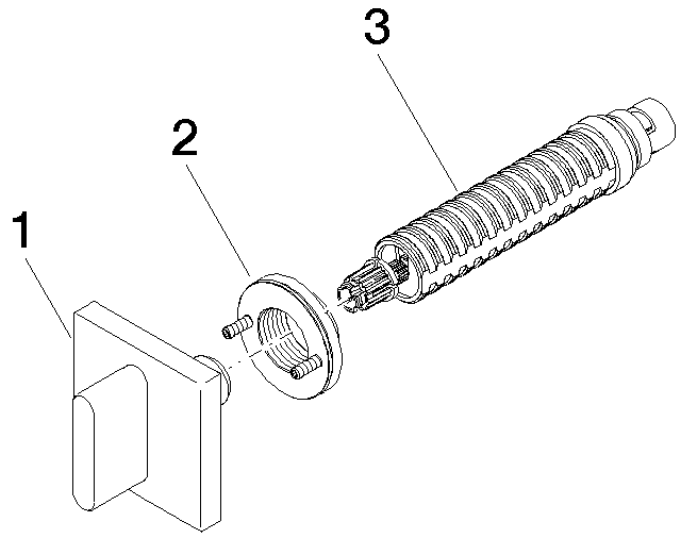
| | | | |
|----------------|------------------------|-----------------------------|-----------|
| ASME A112.18.1 | cUPC | DIN 4109 | EN 1111 |
| ISO 3822 | Scottish Water Byelaws | UK Water Supply Regulations | Ü-Zeichen |

Certificates and sustainability

| | | | | |
|-----------|--------|-----------|-----------------|--------------|
| WRAS_2011 | LGA_29 | WRAS_2010 | DVGW_DW-6512DN0 | IAPMO_4976 (|
|-----------|--------|-----------|-----------------|--------------|

36 607 705 Product version from 10/14/2020

Parts for other
finishes can be found
here: [Chrome](#)



Spare parts list

| No. | Item Number | Name | Quantity used | Delivery time |
|-----|--------------------|--------|---------------|---------------|
| 2 | 90 21 02 108 00 90 | disc | 1.00 | 2 |
| 1 | 90 20 70 051 01-19 | handle | 1.00 | 20 |
| 3 | 90 90 03 143 00 90 | top | 1.00 | 2 |