






CL.1 Wall valve clockwise closing 3/4" - Dark Chrome

CL.1

36 628 705 Product version from 10/14/2020



- with CASCADE structure
- rosette 60 x 60 mm
- without marking
- head part with cut-to-length spindle and sleeve
- WRAS

	Dark Chrome	36 628 705-19
	Chrome	36 628 705-00
	Brushed Platinum	36 628 705-06
	Brushed Champagne (22kt Gold)	36 628 705-46
	Champagne (22kt Gold)	36 628 705-47
	Brushed Dark Platinum	36 628 705-99

36 628 705 Product version from 10/14/2020

mm [inches]



Codes & Standards

ASME A112.18.1	cUPC	Scottish Water Byelaws	UK Water Supply Regulations
----------------	------	---------------------------	--------------------------------

Certificates and sustainability

WRAS_2010 IAPMO_4976 (

CL.1 Wall valve clockwise closing 3/4" - Dark Chrome

CL.1

36 628 705 Product version from 10/14/2020

Parts for other
finishes can be found
here: [Chrome](#)

