








## MEM Wall-mounted basin mixer without pop-up waste - Dark Chrome

MEM

36 707 782

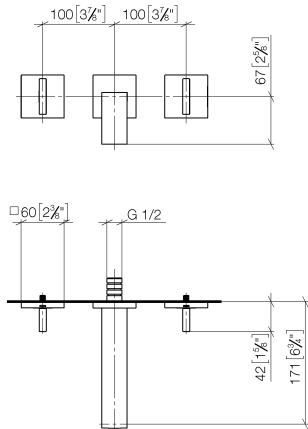


- 170mm projection
- fixed spout
- rectangular, air-enriched flow
- hole diameter valve 40 mm
- hole diameter spout 40 mm
- individual rosettes 60 x 60 mm
- max. flow 5.7 l/min
- lead-free
- This product can help a building meet the requirements of Green Building Rating Systems, e.g. LEED®, BREEAM®, DGNB
- WRAS

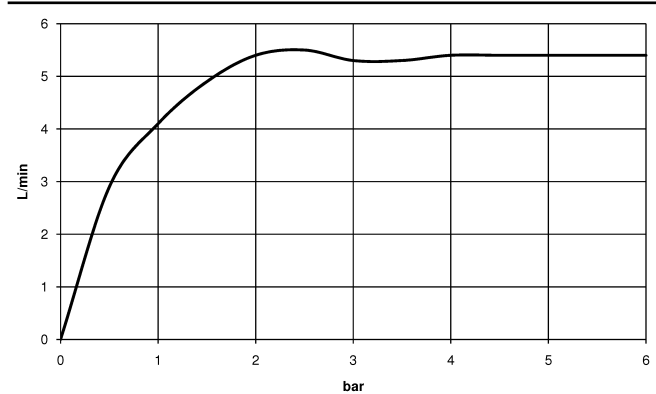
	Dark Chrome	36 707 782-19
	Chrome	36 707 782-00
	Brushed Platinum	36 707 782-06
	Platinum	36 707 782-08
	Brushed Durabronze (23kt Gold)	36 707 782-28
	Brushed Champagne (22kt Gold)	36 707 782-46
	Champagne (22kt Gold)	36 707 782-47
	Brushed Dark Platinum	36 707 782-99

36 707 782

mm [inches]



Flow rate chart



### Codes & Standards

DIN 4109

ISO 3822

Scottish Water  
Byelaws

UK Water Supply  
Regulations

Ü-Zeichen



## MEM Wall-mounted basin mixer without pop-up waste - Dark Chrome

---

MEM

36 707 782

Certificates and sustainability

---

LGA\_18

WRAS\_2204

