

MEM Wall-mounted basin mixer without pop-up waste - Brushed Dark Platinum

MEM

36 712 782 Product version from 3/10/2014 to 10/27/2020



- 200mm projection
- fixed spout
- rectangular, air-enriched flow
- hole diameter valve 40 mm
- hole diameter spout 40 mm
- individual rosettes 60 x 60 mm
- max. flow 5.7 l/min
- lead-free
- This product can help a building meet the requirements of Green Building Rating Systems, e.g. LEED®, BREEAM®, DGNB
- WRAS

	Brushed Dark Platinum	36 712 782-99
	Chrome	36 712 782-00
	Brushed Platinum	36 712 782-06
	Platinum	36 712 782-08
	Dark Chrome	36 712 782-19
	Brushed Durabronze (23kt Gold)	36 712 782-28
	Brushed Champagne (22kt Gold)	36 712 782-46
	Champagne (22kt Gold)	36 712 782-47

Required miscellaneous



- Concealed wall-mounted mixer centred spout -** 35 700 970 90
- max. recess depth 150 mm
 - min. recess depth 110 mm

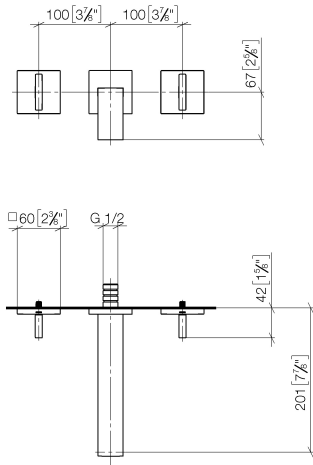
Required miscellaneous



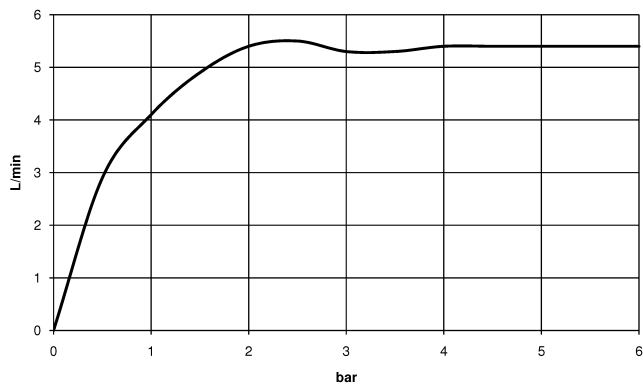
- Concealed wall-mounted mixer variable positioning -** 35 720 970 90
- min. recess depth 110 mm
 - max. recess depth 150 mm

36 712 782 Product version from 3/10/2014 to 10/27/2020

mm [inches]



Flow rate chart



Codes & Standards

DIN 4109	EN 200	ISO 3822	Scottish Water Byelaws
UK Water Supply Regulations	Ü-Zeichen	VA-Zeichen	



MEM Wall-mounted basin mixer without pop-up waste - Brushed Dark Platinum

MEM

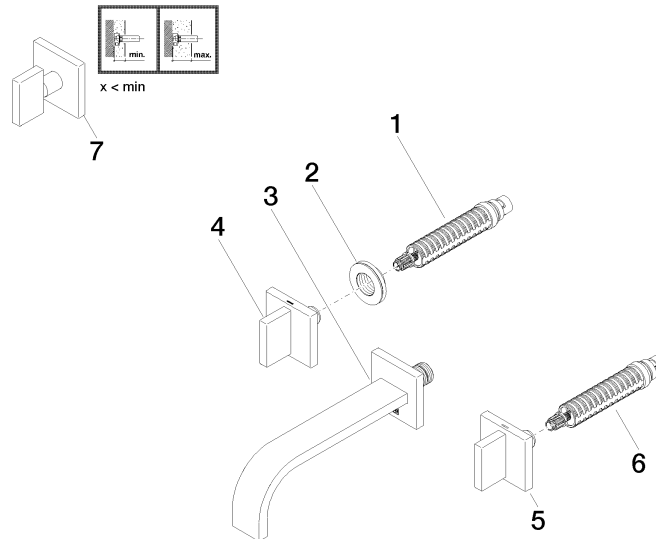
36 712 782 Product version from 3/10/2014 to 10/27/2020

Certificates and sustainability

LGA_18

WRAS_2204

ETA_19



Spare parts list

No.	Item Number	Name	Quantity used	Delivery time
3	13 800 782-99	MEM Wall-mounted basin spout without pop-up waste - Brushed Dark Platinum	1.00	20
2	09 21 02 108 90	disc	2.00	60
1	90 90 03 156 00 90	top	1.00	2
4	90 20 78 002 07-99	handle (hot)	1.00	20
6	90 90 03 157 00 90	top	1.00	2
5	90 20 78 002 06-99	handle (cold)	1.00	20
7	90 20 78 002 01-99	handle	2.00	20