




META Wall-mounted single-lever basin mixer without pop-up waste - Brushed Bronze

META

36 805 660 Product version from 5/1/2022



- 185mm projection
- fixed spout
- circular, air-enriched flow
- hole diameter 35 mm
- rosette Ø 60 mm
- max. flow 5.7 l/min
- lead-free
- with single-point mounting
- This product can help a building meet the requirements of Green Building Rating Systems, e.g. LEED®, BREEAM®, DGNB
- WRAS

| | | |
|---|-------------------------------|---------------|
|  | Brushed Bronze | 36 805 660-42 |
|  | Chrome | 36 805 660-00 |
|  | Brushed Platinum | 36 805 660-06 |
|  | Dark Chrome | 36 805 660-19 |
|  | Light Gold | 36 805 660-26 |
|  | Brushed Light Gold | 36 805 660-27 |
|  | Matte Black | 36 805 660-33 |
|  | Brushed Dark Brass | 36 805 660-39 |
|  | Brushed Champagne (22kt Gold) | 36 805 660-46 |
|  | Champagne (22kt Gold) | 36 805 660-47 |
|  | Brushed Chrome | 36 805 660-93 |
|  | Brushed Dark Platinum | 36 805 660-99 |

Required miscellaneous

Concealed wall mounting -

35 050 970 90

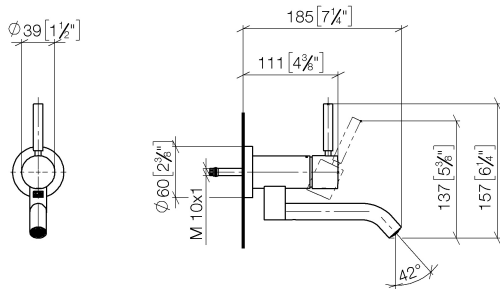


- min. recess depth 80 mm
- max. recess depth 105 mm

META Wall-mounted single-lever basin mixer without pop-up waste - Brushed Bronze

META

36 805 660 Product version from 5/1/2022
mm [inches]



Flow rate chart



Codes & Standards

DIN 4109

ISO 3822

Scottish Water
Byelaws

UK Water Supply
Regulations

Ü-Zeichen



META Wall-mounted single-lever basin mixer without pop-up waste - Brushed Bronze

META

36 805 660 Product version from 5/1/2022

Certificates and sustainability

LGA_38

WRAS_240102

META Wall-mounted single-lever basin mixer without pop-up waste - Brushed Bronze

META

36 805 660 Product version from 5/1/2022



Spare parts list

| No. | Item Number | Name | Quantity used | Delivery time |
|-----|--------------------|-----------|---------------|---------------|
| 6 | 90 15 05 042 00 90 | cartridge | 1.00 | 2 |
| 3 | 09 24 04 266 90 | nut | 1.00 | 2 |
| 2 | 09 28 30 043-42 | cover | 1.00 | 60 |
| 9 | 90 30 11 296 00 90 | flange | 1.00 | 2 |
| 8 | 09 14 10 041 90 | seal | 1.00 | 2 |
| 1 | 90 20 66 030 00-42 | handle | 1.00 | 30 |
| 7 | 09 27 89 004-42 | rosette | 1.00 | 60 |
| 5 | 90 11 06 217 00-42 | spout | 1.00 | 30 |
| 4 | 09 14 10 120 90 | seal | 1.00 | 2 |