








SERENITY SKY+ Rain panel for recessed ceiling installation - Chrome

41 780 979



- exposed trim parts
- Rain panel with 5 different flow modes
- Rain panel, 600 x 420 mm
- PURIFY RAIN, 175 x 175 mm, max. flow rate 10 l/min (at 3 bar)
- FULL RAIN, 455 x 315 mm, max. flow rate 14 l/min (at 3 bar)
- LAMINAR FLOW, max. flow rate 10 l/min (at 3 bar)
- AQUAPRESSURE FLOW, max. flow rate 9.4 l/min (at 3 bar)
- COOL MIST, max. flow rate 1 l/min (at 3 bar)
- min. recess depth 150 mm
- weight 15kg
- feed pipe (hot/cold): 2x DN 20
- with anti-scale system
- Recommended control element: xTool
- Not suitable for use in a steam room.

| | | |
|---|-------------------------------|---------------|
|  | Chrome | 41 780 979-00 |
|  | Dark Chrome | 41 780 979-19 |
|  | Brushed Bronze | 41 780 979-42 |
|  | Brushed Champagne (22kt Gold) | 41 780 979-46 |
|  | Champagne (22kt Gold) | 41 780 979-47 |
|  | Brushed Stainless Steel | 41 780 979-86 |
|  | Brushed Dark Platinum | 41 780 979-99 |

Required miscellaneous



SERENITY SKY+ Concealed ceiling installation box - 35 780 970 90

- concealed rough parts
- 5x 1/2" female connector
- flush-mounted reflection box, 662 x 482 mm, RAL 9003, Signal White
- min. recess depth 150 mm
- weight 15kg



SERENITY SKY+ Rain panel for recessed ceiling installation - Chrome

41 780 979