









IMO Washstand fitting with electronic opening and closing function without pop-up waste - Brushed Dark Platinum

IMO

44 511 670 Product version from 6/1/2024



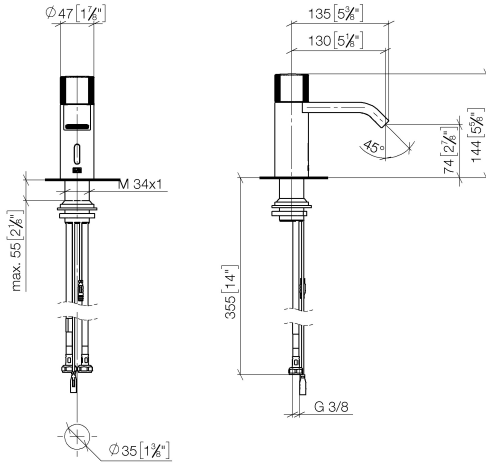
- Infrared sensor technology
- 130mm projection
- height of mixer 135 mm
- height up to aerator 74 mm
- hole diameter 35 mm
- fixed spout
- max. flow 5.7 l/min
- rectangular, air-enriched flow
- suitable for thermal disinfection
- Automatic shut-off after pre-set time is reached
- Direct temperature control at faucet
- Plug-in power supply included
- lead-free
- 2x screw-in M 8 x 1 pressure hose, leak-tested
- This product can help a building meet the requirements of Green Building Rating Systems, e.g. LEED®, BREEAM®, DGNB
- WRAS

	Brushed Dark Platinum	44 511 670-99
	Chrome	44 511 670-00
	Brushed Platinum	44 511 670-06
	Platinum	44 511 670-08
	Brushed Light Gold	44 511 670-27
	Brushed Durabronze (23kt Gold)	44 511 670-28
	Matte Black	44 511 670-33
	Brushed Chrome	44 511 670-93

IMO Washstand fitting with electronic opening and closing function without pop-up waste - Brushed Dark Platinum

IMO

44 511 670 Product version from 6/1/2024
mm [inches]



Flow rate chart



Codes & Standards

DIN 4109

ISO 3822

Scottish Water
Byelaws

UK Water Supply
Regulations

Ü-Zeichen



IMO Washstand fitting with electronic opening and closing function without pop-up waste - Brushed Dark Platinum

IMO

44 511 670 Product version from 6/1/2024

Certificates and sustainability

LGA_38

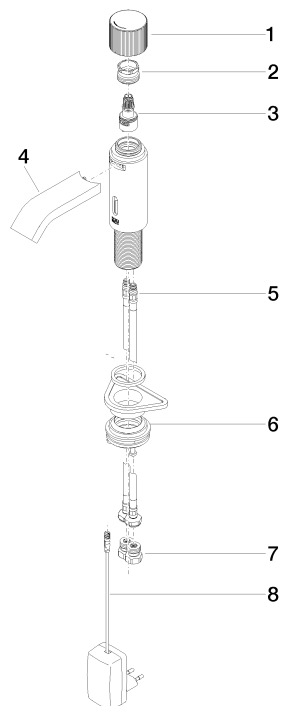
WRAS_2212

IMO Washstand fitting with electronic opening and closing function without pop-up waste - Brushed Dark Platinum

IMO

44 511 670 Product version from 6/1/2024

Parts for other
finishes can be found
here: [Chrome](#)



Spare parts list

No.	Item Number	Name	Quantity used	Delivery time
4	90 28 22 239 00-99	spout	1.00	20
8	90 10 01 251 00 90	power supply	1.00	2
2	09 24 04 565 90	nut	1.00	60
5	04 30 04 100 00 90	hose	2.00	2
1	90 20 66 122 00-99	handle	1.00	20
7	90 24 03 314 00 90	nipple set	2.00	2
3	90 90 03 173 00 90	top	1.00	2
6	04 23 10 044 08 90	fixing set	1.00	2