

Washstand fitting with electronic opening and closing function without pop-up waste - Dark Chrome












SERIES SPECIFIC

44 521 660



- 165mm projection
- Infrared sensor technology
- height of mixer 310 mm
- height up to aerator 199 mm
- hole diameter 35 mm
- fixed spout
- max. flow 5.7 l/min
- circular, air-enriched flow
- suitable for thermal disinfection
- Automatic shut-off after pre-set time is reached
- Indirect temperature control (undercounter)
- Control box included
- Adjustable sensor detection range
- Battery or plug-in power supply operated (batteries not included)
- 4x AA (1.5V) batteries required
- lead-free
- 1x screw-in M 8 x 1 pressure hose, leak-tested
- This product can help a building meet the requirements of Green Building Rating Systems, e.g. LEED®, BREEAM®, DGNB
- WRAS

Batteries not included

	Dark Chrome	44 521 660-19
	Chrome	44 521 660-00
	Brushed Platinum	44 521 660-06
	Platinum	44 521 660-08
	Light Gold	44 521 660-26
	Brushed Light Gold	44 521 660-27
	Brushed Durabronze (23kt Gold)	44 521 660-28
	Matte Black	44 521 660-33
	Brushed Dark Brass	44 521 660-39
	Brushed Bronze	44 521 660-42
	Brushed Champagne (22kt Gold)	44 521 660-46
	Champagne (22kt Gold)	44 521 660-47
	Brushed Chrome	44 521 660-93
	Brushed Dark Platinum	44 521 660-99

Washstand fitting with electronic opening and closing function without pop-up waste - Dark Chrome

SERIES SPECIFIC

44 521 660

mm [inches]

1:5



Flow rate chart



Codes & Standards

DIN 4109

EN 1717

Executive Order
no. 1007

ISO 3822

Scottish Water Byelaws

UK Water Supply Regulations

Ü-Zeichen



Washstand fitting with electronic opening and closing function without pop-up waste - Dark Chrome

SERIES SPECIFIC

44 521 660			
Certificates and sustainability			
Belgaqua_23-210-2	LGA_38	WRAS_2211	GDV_0400

Washstand fitting with electronic opening and closing function without pop-up waste - Dark Chrome

SERIES SPECIFIC

44 521 660

Parts for other
finishes can be found
here: [Chrome](#)

