




EDITION PRO Tumbler holder wall model - Brushed Chrome

83 400 626



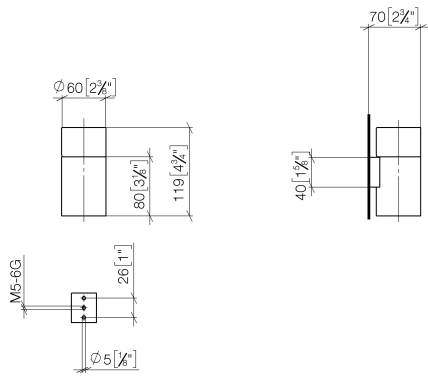
- crystal glass brush holder, matte
- width 60mm
- height 120 mm
- 110mm projection

	Brushed Chrome	83 400 626-93
	Chrome	83 400 626-00
	Matte Black	83 400 626-33

EDITION PRO Tumbler holder wall model - Brushed Chrome

83 400 626

mm [inches]



EDITION PRO Tumbler holder wall model - Brushed Chrome

83 400 626

Parts for other finishes can be found here: [Chrome](#)



Spare parts list

No.	Item Number	Name	Quantity used	Delivery time
1	08 90 00 008 82	Crystal tumbler -	1	2
2	08 17 97 569-93	holder	1	20
3	09 30 30 117 90	screw	1	2
4	05 30 31 025 00 90	fixing set	1	2
5	08 10 10 530-93	holder	1	20