

MEM Three-hole basin mixer with pop-up waste Glass Design CLIVIA medium - Brushed Dark Platinum

ST 010 101 1782



- 200mm projection
- fixed spout
- rectangular, air-enriched flow
- height of mixer 320 mm
- height up to aerator 195 mm
- hole diameter spout 35 mm
- hole diameter valve 32 mm
- rosette 60 x 60 mm
- 2x screw-in M 10 x 1 pressure hose, leak-tested
- max. flow 8.3 l/min
- lead-free
- This product can help a building meet the requirements of Green Building Rating Systems, e.g. LEED®, BREEAM®, DGNB

Individual components of this set

You need the following components for this set

2x XV-01 4987






MEM Three-hole basin mixer with pop-up waste Glass Design CLIVIA medium -
Brushed Dark Platinum

ST 010 101 1782

- Glass handle



	Brushed Dark Platinum	XV-01 498
	Chrome	XV-01 498
	Brushed Durabronze (23kt Gold)	XV-01 498



MEM Three-hole basin mixer with pop-up waste Glass Design CLIVIA medium -
Brushed Dark Platinum

ST 010 101 1782

7
—
5
—
6
—



MEM Three-hole basin mixer with pop-up waste Glass Design CLIVIA medium - Brushed Dark Platinum

ST 010 101 1782



MEM Three-hole basin mixer with pop-up waste Glass Design CLIVIA medium - Brushed Dark Platinum

ST 010 101 1782



MEM Three-hole basin mixer with pop-up waste Glass Design CLIVIA medium - Brushed Dark Platinum

ST 010 101 1782

Spare parts list



MEM Three-hole basin mixer with pop-up waste Glass Design CLIVIA medium - Brushed Dark Platinum

ST 010 101 1782