

Shower set - Brushed Chrome



























IMO

ST 050 203 9979



Fits: IMO, LULU, MEM, TARA, CL.1, LISSÉ, VAIA, META, CYO

- slide bar
- Pipe diameter 18 mm
- gauge 853 mm
- metal shower hose 1750mm with integrated anti-twist protection
- shower hose connector 3/8"
- Three or five settings: COMPACT RAIN, COMPACT SOFT FLOW, COMPACT AQUAPRESSURE FLOW, max. flow rate 15 l/min (at 3 bar)
- Function from: 7 l/min
- spray head Ø 100mm

| | | |
|--|-------------------------------|-------------------------|
|  | Brushed Chrome | ST 050 203 9979-93 |
|  | Chrome | ST 050 203 9979-00 |
|  | Chrome | ST 050 203 2979-00 0010 |
|  | Brushed Platinum | ST 050 203 9979-06 |
|  | Brushed Platinum | ST 050 203 2979-06 0010 |
|  | Platinum | ST 050 203 9979-08 |
|  | Platinum | ST 050 203 2979-08 0010 |
|  | Dark Chrome | ST 050 203 9979-19 |
|  | Dark Chrome | ST 050 203 2979-19 0010 |
|  | Light Gold | ST 050 203 2979-26 0010 |
|  | Light Gold | ST 050 203 9979-26 |
|  | Brushed Light Gold | ST 050 203 9979-27 |
|  | Brushed Light Gold | ST 050 203 2979-27 0010 |
|  | Brushed Durabrass (23kt Gold) | ST 050 203 9979-28 |
|  | Brushed Durabrass (23kt Gold) | ST 050 203 2979-28 0010 |
|  | Matte Black | ST 050 203 9979-33 |
|  | Matte Black | ST 050 203 2979-33 0010 |
|  | Brushed Bronze | ST 050 203 2979-42 0010 |
|  | Brushed Bronze | ST 050 203 9979-42 |
|  | Brushed Champagne (22kt Gold) | ST 050 203 9979-46 |
|  | Brushed Champagne (22kt Gold) | ST 050 203 2979-46 0010 |
|  | Champagne (22kt Gold) | ST 050 203 9979-47 |
|  | Champagne (22kt Gold) | ST 050 203 2979-47 0010 |
|  | Brushed Chrome | ST 050 203 2979-93 0010 |
|  | Brushed Dark Platinum | ST 050 203 9979-99 |
|  | Brushed Dark Platinum | ST 050 203 2979-99 0010 |

Shower set - Brushed Chrome

IMO

ST 050 203 9979

Individual components of this set

You need the following components for this set



1x 26 413 979-93



1x 28 018 979-93

Shower set - Brushed Chrome

IMO

ST 050 203 9979



Fits: IMO, LULU, MEM, TARA, CL.1, LISSÉ,
VAIA, META, CYO

- slide bar
- Pipe diameter 18 mm
- gauge 853 mm
- metal shower hose 1750mm with integrated anti-twist protection
- shower hose connector 3/8"
- WRAS 2009048

This article does not include a hand shower!

| | | |
|--|--------------------------------|--------------|
|  | Brushed Chrome | 26 413 979-9 |
|  | Chrome | 26 413 979-0 |
|  | Brushed Platinum | 26 413 979-0 |
|  | Platinum | 26 413 979-0 |
|  | Dark Chrome | 26 413 979-1 |
|  | Light Gold | 26 413 979-2 |
|  | Brushed Light Gold | 26 413 979-2 |
|  | Brushed Durabronze (23kt Gold) | 26 413 979-2 |
|  | Matte Black | 26 413 979-3 |
|  | Brushed Bronze | 26 413 979-4 |
|  | Brushed Champagne (22kt Gold) | 26 413 979-4 |
|  | Champagne (22kt Gold) | 26 413 979-4 |
|  | Brushed Dark Platinum | 26 413 979-9 |



Shower set - Brushed Chrome

IMO

ST 050 203 9979

3
—
0
—
6
—
8
—
9
—
6
—
7
—
8
—
3
—
2
—
6
—
7
—
9
—

ST 050 203 9979



Certificates

IAPMO_4976 WRAS_2009 ACS_20 ACC LY



Shower set - Brushed Chrome

IMO

ST 050 203 9979

Codes & Standards

| | | | |
|----------------|------|---------------------------|--------------------------------|
| ASME A112.18.1 | cUPC | Scottish Water Byelaws | UK Water Supply Regulations |
| XP P 41-280 | | | |

Product version from 10/1/2023

Parts for other
finishes can be found
here: [Chrome](#)





Shower set - Brushed Chrome

IMO

ST 050 203 9979

Spare parts list

Product version from 10/1/2023

| No. | Item Number | Name | Quantity used | Delivery time |
|-----|--------------------|------------|---------------|---------------|
| | 05 17 20 726 02 90 | fixing set | 13 | 2 |

Shower set - Brushed Chrome

IMO



























ST 050 203 9979



- Three or five settings: COMPACT RAIN, COMPACT SOFT FLOW, COMPACT AQUAPRESSURE FLOW, max. flow rate 15 l/min (at 3 bar)
- with anti-scale system
- spray head Ø 100mm
- 1/2" connection
- WRAS 2210003
- Function from: 7 l/min

Intrinsic protection against back flow.

Fits: IMO, LULU, MADISON, MEM, TARA, CL.1, LISSÉ, VAIA, META, CYO

| | | |
|--|--------------------------------|-------------------|
|  | Brushed Chrome | 28 018 979-9 |
|  | Chrome | 28 018 979-0 |
|  | Chrome | 28 018 979-00 001 |
|  | Brushed Platinum | 28 018 979-0 |
|  | Brushed Platinum | 28 018 979-06 001 |
|  | Platinum | 28 018 979-0 |
|  | Platinum | 28 018 979-08 001 |
|  | Dark Chrome | 28 018 979-1 |
|  | Dark Chrome | 28 018 979-19 001 |
|  | Light Gold | 28 018 979-26 001 |
|  | Light Gold | 28 018 979-2 |
|  | Brushed Light Gold | 28 018 979-27 001 |
|  | Brushed Light Gold | 28 018 979-2 |
|  | Brushed Durabronze (23kt Gold) | 28 018 979-2 |
|  | Brushed Durabronze (23kt Gold) | 28 018 979-28 001 |
|  | Matte Black | 28 018 979-3 |
|  | Matte Black | 28 018 979-33 001 |
|  | Brushed Bronze | 28 018 979-4 |
|  | Brushed Bronze | 28 018 979-42 001 |
|  | Brushed Champagne (22kt Gold) | 28 018 979-4 |
|  | Brushed Champagne (22kt Gold) | 28 018 979-46 001 |
|  | Champagne (22kt Gold) | 28 018 979-4 |
|  | Champagne (22kt Gold) | 28 018 979-47 001 |
|  | Brushed Chrome | 28 018 979-93 001 |
|  | Brushed Dark Platinum | 28 018 979-9 |
|  | Brushed Dark Platinum | 28 018 979-99 001 |



Shower set - Brushed Chrome

IMO

ST 050 203 9979

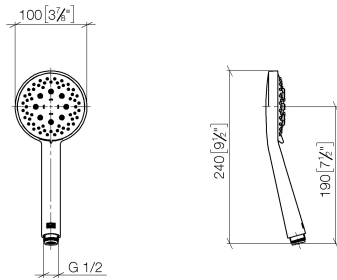
3
—
0
—
0
—
6
—
0
—
8
—
0
—
9
—
0
—
0
—
6
—
0
—
7
—
8
—
0
—
3
—
0
—
2
—
0
—
6
—
0
—
7
—
0
—
0
—
9
—
0
—

Shower set - Brushed Chrome

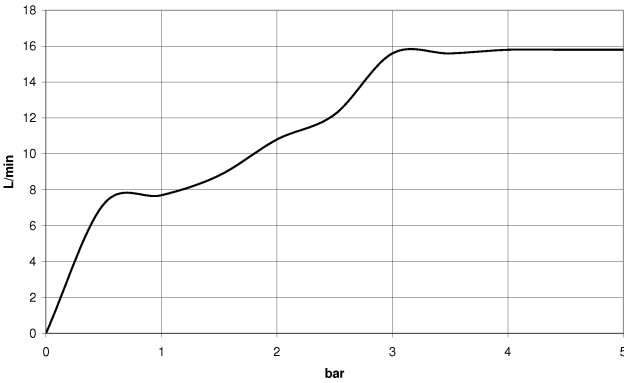
IMO

ST 050 203 9979

mm [inches]



Flow rate chart



Certificates

WRAS_2210

DVGW_DW-
6517DN0

LGA_29



Shower set - Brushed Chrome

IMO

ST 050 203 9979

Codes & Standards

| | | | |
|--------------------------------|-----------|----------|---------------------------|
| DIN 4109 | EN 1112 | ISO 3822 | Scottish Water Byelaws |
| UK Water Supply Regulations | Ü-Zeichen | | |

Product version from 4/1/2024

Parts for other
finishes can be found
here: [Chrome](#)





Shower set - Brushed Chrome

IMO

ST 050 203 9979

Spare parts list

Product version from 4/1/2024

| No. | Item Number | Name | Quantity used | Delivery time |
|-----|-----------------|-------|---------------|---------------|
| | 09 23 01 039 90 | sieve | 1 | 2 |