








MADISON Showerpipe with shower mixer - Platinum

MADISON

ST 050 301 6360



- shower with fixed riser projection 420mm
- Rain shower: PURE RAIN, max. flow rate 14 l/min (at 3 bar)
- Function from: 8 l/min
- rain shower Ø 200 mm
- Hand shower: COMPACT RAIN, max. flow rate 9 l/min (at 3 bar)
- spray head Ø 64mm
- rotary diverter for fixed-riser shower/hand shower
- height of fittings up to top edge of elbow 1180mm
- height of fittings up to rain shower (bottom edge) 1009mm
- rosette for shower holder Ø 66mm
- rosette for wall mounting Ø 70mm
- rosette for shower mixer Ø 60mm
- gauge 150 mm - 13 mm
- metal shower hose 1250mm with integrated anti-twist protection
- 1/2" connection
- Pipe diameter 20 mm

	Platinum	ST 050 301 6360-08
	Chrome	ST 050 301 6360-00
	Brushed Platinum	ST 050 301 6360-06
	Durabrand (23kt Gold)	ST 050 301 6360-09
	Brushed Durabrand (23kt Gold)	ST 050 301 6360-28
	Brushed Bronze	ST 050 301 6360-42
	Brushed Dark Platinum	ST 050 301 6360-99

Individual components of this set

You need the following components for this set

1x 28 002 970-08



1x 26 632 360-08



MADISON Showerpipe with shower mixer - Platinum

MADISON

ST 050 301 6360



- COMPACT RAIN, max. flow rate 9 l/min (at 3 bar)
- Function from: 6 l/min
- spray head Ø 64mm
- 1/2" connection
- WRAS 240502026, 1809019

Intrinsic protection against back flow.

	Platinum	28 002 970-0
	Chrome	28 002 970-0
	Chrome	28 002 970-00 001
	Gold (23.9kt)	28 002 970-0
	Brushed Platinum	28 002 970-0
	Brushed Platinum	28 002 970-06 001
	Platinum	28 002 970-08 001
	Durabrand (23kt Gold)	28 002 970-0
	Durabrand (23kt Gold)	28 002 970-09 001
	Brushed Durabrand (23kt Gold)	28 002 970-2
	Brushed Durabrand (23kt Gold)	28 002 970-28 001
	Brushed Chrome	28 002 970-9
	Brushed Chrome	28 002 970-93 001
	Brushed Dark Platinum	28 002 970-9
	Brushed Dark Platinum	28 002 970-99 001



MADISON Showerpipe with shower mixer - Platinum

MADISON

ST 050 301 6360

8
—
0
—
0
—
1
—
6
—
0
—
0
—
9
—
0
—
8
—
0
—
3
—
0
—
9
—
0
—

ST 050 301 6360

mm [inches]



Flow rate chart



Certificates

LGA_8

WRAS_240502



MADISON Showerpipe with shower mixer - Platinum

MADISON

ST 050 301 6360

Codes & Standards

DIN 4109	ISO 3822	Scottish Water Byelaws	UK Water Supply Regulations
----------	----------	---------------------------	--------------------------------

Ü-Zeichen

Parts for other
finishes can be found
here: [Chrome](#)





MADISON Showerpipe with shower mixer - Platinum

MADISON

ST 050 301 6360

Spare parts list

No.	Item Number	Name	Quantity used	Delivery time
	90 12 01 010 00 90	set	8	2







ST 050 301 6360



- shower with fixed riser projection 420mm
- overhead shower: rain flow
- rain shower Ø 200 mm
- max. rainshower flow 14 l/min
- Function from: 8 l/min
- rotary diverter for fixed-riser shower/hand shower
- height of fittings up to top edge of elbow 1180mm
- height of fittings up to rain shower (bottom edge) 1009mm
- rosette for shower holder Ø 66mm
- rosette for wall mounting Ø 70mm
- rosette for shower mixer Ø 60mm
- gauge 150 mm - 13 mm
- metal shower hose 1250mm with integrated anti-twist protection
- 1/2" connection
- Pipe diameter 20 mm
- This product can help a building meet the requirements of Green Building Rating Systems, e.g. LEED®, BREEAM®, DGNB
- WRAS 2204012

This article does not include a hand shower!

Intrinsic protection against back flow.

	Platinum	26 632 360-0
	Chrome	26 632 360-0
	Brushed Platinum	26 632 360-0
	Durabrand (23kt Gold)	26 632 360-0
	Brushed Durabrand (23kt Gold)	26 632 360-2
	Brushed Dark Platinum	26 632 360-9

ST 050 301 6360

8
—
10
—
16
—
19
—
18
—
19
—

Required miscellaneous



MADISON Hand shower - Platinum 28 002 978-08
•spray head Ø 95mm
•Hand shower see page {PAGE}
•Three settings: COMPACT RAIN,
COMPACT SOFT FLOW,
COMPACT AQUAPRESSURE
FLOW, max. flow rate l/min (at 3 bar)

Required miscellaneous



MADISON Hand shower 28 002 978-08
FlowReduce - Platinum 0010
•spray head Ø 95mm
•Hand shower see page {PAGE}
•Three settings: COMPACT RAIN,
COMPACT SOFT FLOW,
COMPACT AQUAPRESSURE
FLOW, max. flow rate l/min (at 3 bar)

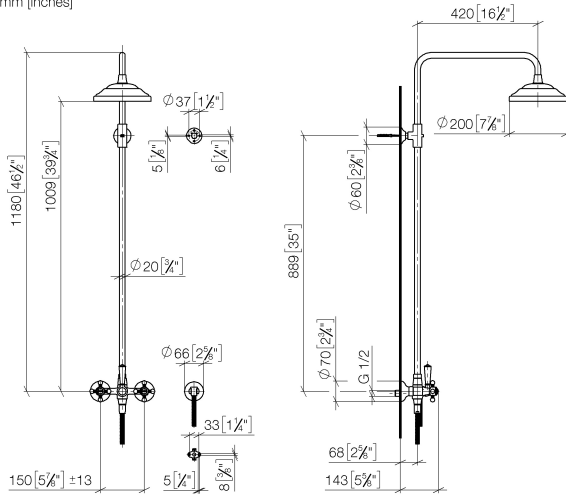
Required miscellaneous



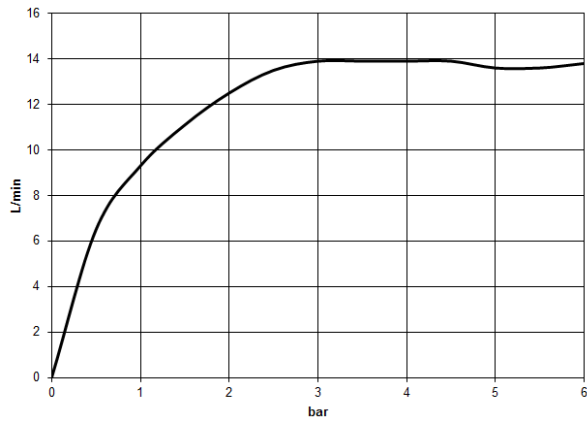
MADISON Metal hand shower with 28 002 970-08
porcelain insert (white) 0010
FlowReduce - Platinum

ST 050 301 6360

mm [inches]



Flow rate chart



Certificates

Belgaqua_21-023-2 WRAS_2204

LGA_29



MADISON Showerpipe with shower mixer - Platinum

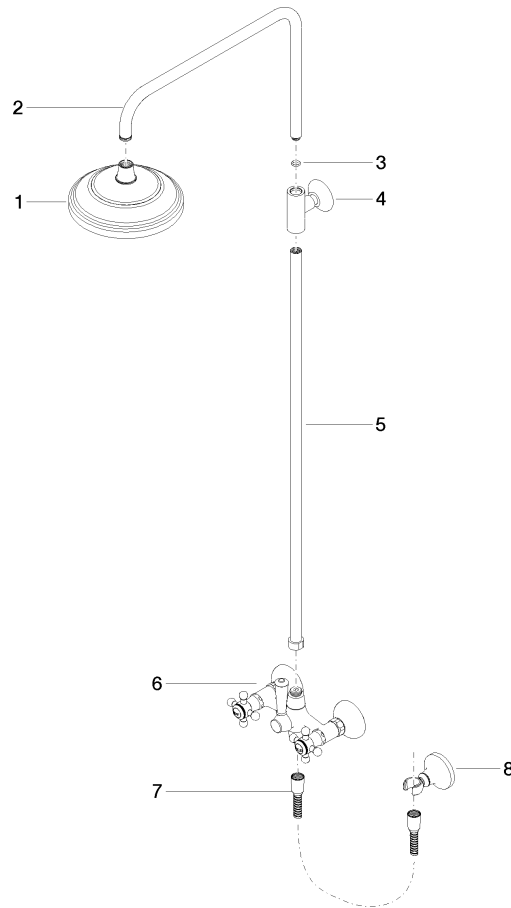
MADISON

ST 050 301 6360

Codes & Standards

DIN 4109	EN 1717	ISO 3822	Scottish Water Byelaws
UK Water Supply Regulations	Ü-Zeichen		

Parts for other
finishes can be found
here: [Chrome](#)





MADISON Showerpipe with shower mixer - Platinum

MADISON

ST 050 301 6360

Spare parts list

No.	Item Number	Name	Quantity used	Delivery time
	04 12 05 038 01-08	shower	8	60