








## MEM Bath spout without diverter for free-standing assembly - Platinum

MEM

13 672 780 Product version from 9/30/2005



- 280mm projection
- cascade
- total height 830 - 900 mm
- height up to aerator 665 – 735 mm
- push-on rosette 130 x 130 mm
- max. flow 47.8 l/min at 3 bar flow pressure
- WRAS

	Platinum	13 672 780-08
	Chrome	13 672 780-00
	Brushed Platinum	13 672 780-06
	Dark Chrome	13 672 780-19
	Brushed Durabronze (23kt Gold)	13 672 780-28
	Brushed Champagne (22kt Gold)	13 672 780-46
	Champagne (22kt Gold)	13 672 780-47

### Required miscellaneous

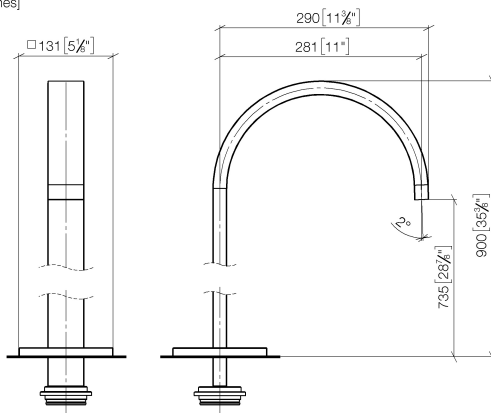


- Concealed floor mounting -**
- max. recess depth 150 mm
  - min. recess depth 80 mm

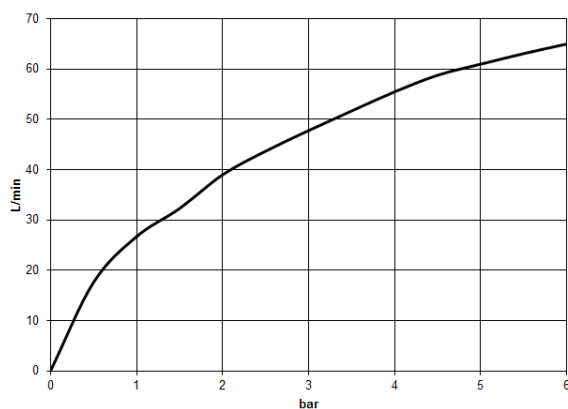
35 945 970 90

13 672 780 Product version from 9/30/2005

mm [inches]



### Flow rate chart



### Codes & Standards

ASME A112.18.1	cUPC	DIN 4109	ISO 3822
Scottish Water Byelaws	UK Water Supply Regulations	Ü-Zeichen	



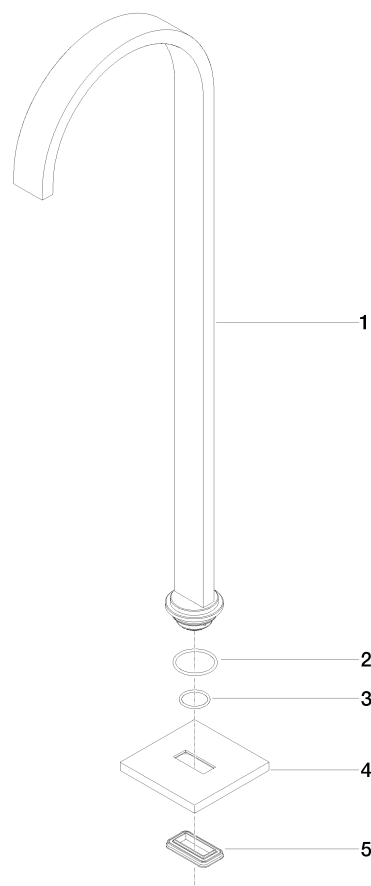
MEM Bath spout without diverter for free-standing assembly - Platinum

MEM

13 672 780    Product version from 9/30/2005

Certificates and sustainability

IAPMO_4976	WRAS_2005	LGA_18	WRAS_250602
------------	-----------	--------	-------------



### Spare parts list

No.	Item Number	Name	Quantity used	Delivery time
	2 09 14 10 084 90	seal	1.00	2
	3 09 14 10 018 90	seal	1.00	2
	1 04 28 22 183 00-08	spout	1.00	60
	5 09 14 03 106 90	seal	1.00	2
	4 09 27 78 022-08	rosette	1.00	60