







CL.1 Deck-mounted basin spout without pop-up waste - Brushed Champagne (22kt Gold)

CL.1

13 715 705    Product version from 7/1/2021



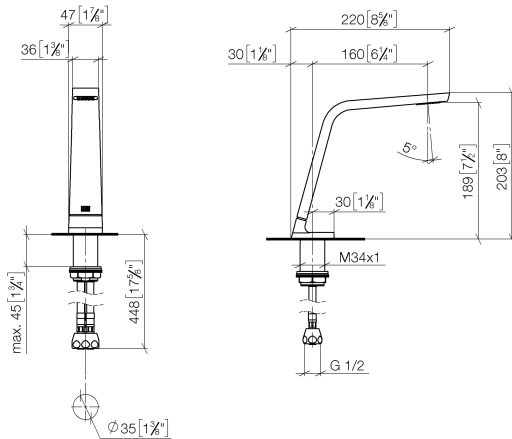
- 160mm projection
- fixed spout
- rectangular spray pattern with 40 individual jets
- height of mixer 204 mm
- height up to aerator 190 mm
- hole diameter 35 mm
- 2x screw-in M 10 x 1 pressure hose, leak-tested
- 1/2" connection
- max. flow 4 l/min
- lead-free
- This product can help a building meet the requirements of Green Building Rating Systems, e.g. LEED®, BREEAM®, DGNB
- WRAS

|   |                               |               |
|---|-------------------------------|---------------|
|  | Brushed Champagne (22kt Gold) | 13 715 705-46 |
|  | Chrome                        | 13 715 705-00 |
|  | Brushed Platinum              | 13 715 705-06 |
|  | Dark Chrome                   | 13 715 705-19 |
|  | Champagne (22kt Gold)         | 13 715 705-47 |
|  | Brushed Dark Platinum         | 13 715 705-99 |

# CL.1 Deck-mounted basin spout without pop-up waste - Brushed Champagne (22kt Gold)

CL.1

13 715 705 Product version from 7/1/2021  
mm [inches]



Flow rate chart



## Codes & Standards

|                |       |                |                             |
|----------------|-------|----------------|-----------------------------|
| ASME A112.18.1 | cUPC  | EPA WaterSense | Executive Order<br>no. 1007 |
| NSF372         | NSF61 | WaterSense     |                             |





CL.1 Deck-mounted basin spout without pop-up waste - Brushed Champagne  
(22kt Gold)

CL.1

13 715 705    Product version from 7/1/2021

Certificates and sustainability

|          |           |            |            |         |
|----------|-----------|------------|------------|---------|
| GDV_0400 | IAPMO_N-4 | IAPMO_4976 | IAPMO_8834 | IAPMO_6 |
|----------|-----------|------------|------------|---------|

## CL.1 Deck-mounted basin spout without pop-up waste - Brushed Champagne (22kt Gold)

CL.1

13 715 705 Product version from 7/1/2021

Parts for other  
finishes can be found  
here: [Chrome](#)



### Spare parts list

| No. | Item Number          | Name         | Quantity used | Delivery time |
|-----|----------------------|--------------|---------------|---------------|
|     | 8 09 30 01 208 90    | connection   | 1.00          | 2             |
|     | 7 04 30 04 019 00 90 | hose         | 2.00          | 2             |
|     | 5 09 14 10 130 90    | seal         | 1.00          | 2             |
|     | 4 09 23 01 034 90    | flow reducer | 1.00          | 2             |
|     | 2 09 31 11 044 90    | pin          | 1.00          | 2             |
|     | 9 04 23 10 044 06 90 | fixing set   | 1.00          | 2             |
|     | 6 09 11 10 055 10 90 | connection   | 1.00          | 2             |
|     | 1 90 11 70 003 00-46 | spout        | 1.00          | 30            |
|     | 3 09 16 01 016 90    | ring         | 1.00          | 2             |