







**CL.1 Deck-mounted basin spout without pop-up waste - Brushed Champagne (22kt Gold)**

CL.1

13 717 705 Product version from 7/1/2021



- 200mm projection
- fixed spout
- rectangular spray pattern with 40 individual jets
- height of mixer 343 mm
- height up to aerator 329 mm
- hole diameter 35 mm
- max. flow 4 l/min
- 1/2" connection
- 2x screw-in M 10 x 1 pressure hose, leak-tested
- lead-free
- This product can help a building meet the requirements of Green Building Rating Systems, e.g. LEED®, BREEAM®, DGNB
- WRAS

	Brushed Champagne (22kt Gold)	13 717 705-46
	Chrome	13 717 705-00
	Brushed Platinum	13 717 705-06
	Dark Chrome	13 717 705-19
	Champagne (22kt Gold)	13 717 705-47
	Brushed Dark Platinum	13 717 705-99

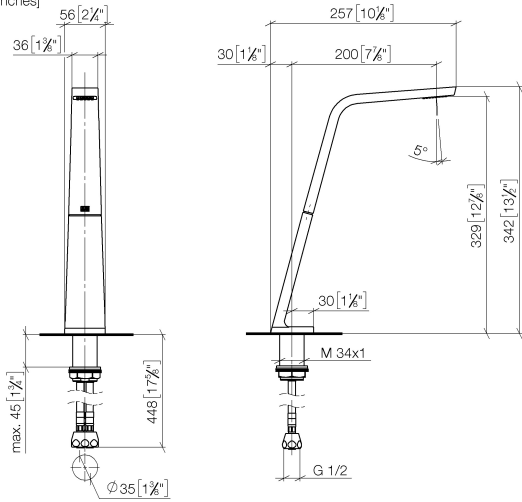


CL.1 Deck-mounted basin spout without pop-up waste - Brushed Champagne  
(22kt Gold)

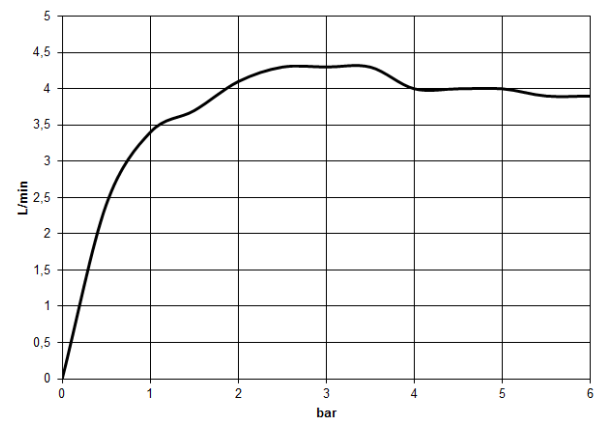
CL.1

13 717 705 Product version from 7/1/2021

mm [inches]



Flow rate chart



Codes & Standards

ASME A112.18.1	cUPC	EPA WaterSense	Executive Order no. 1007
NSF372	NSF61	WaterSense	



CL.1 Deck-mounted basin spout without pop-up waste - Brushed Champagne  
(22kt Gold)

CL.1

13 717 705    Product version from 7/1/2021

Certificates and sustainability

GDV_0400	IAPMO_N-4	IAPMO_4976	IAPMO_8834	IAPMO_6
----------	-----------	------------	------------	---------

## CL.1 Deck-mounted basin spout without pop-up waste - Brushed Champagne (22kt Gold)

CL.1

13 717 705 Product version from 7/1/2021

Parts for other  
finishes can be found  
here: [Chrome](#)

