


13 800 882



Fits: TARA, META

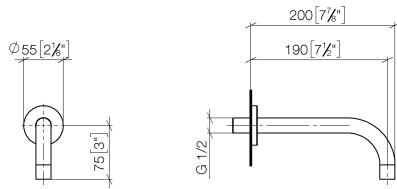
- 190mm projection
- fixed spout
- circular, air-enriched flow
- hole diameter 40 mm
- rosette Ø 60 mm
- 1/2" connection
- plug-link mounting
- max. flow 7 l/min
- lead-free
- This product can help a building meet the requirements of Green Building Rating Systems, e.g. LEED®, BREEAM®, DGNB

For Touchfree control please order eSet Touchfree WITH or WITHOUT temperature adjustment

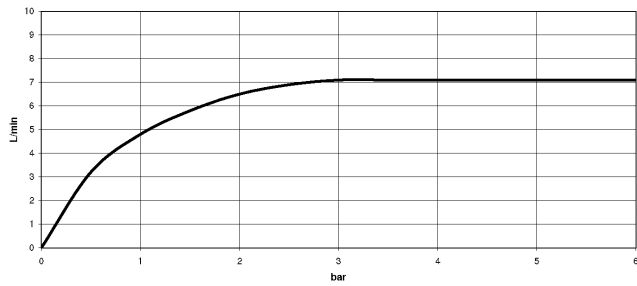
|   |                                |               |
|---|--------------------------------|---------------|
|  | Brushed Chrome                 | 13 800 882-93 |
|  | Chrome                         | 13 800 882-00 |
|  | Dark Chrome                    | 13 800 882-19 |
|  | Brushed Durabronze (23kt Gold) | 13 800 882-28 |
|  | Brushed Bronze                 | 13 800 882-42 |
|  | Brushed Champagne (22kt Gold)  | 13 800 882-46 |
|  | Champagne (22kt Gold)          | 13 800 882-47 |
|  | Brushed Dark Platinum          | 13 800 882-99 |

13 800 882

mm [inches]



### Flow rate chart

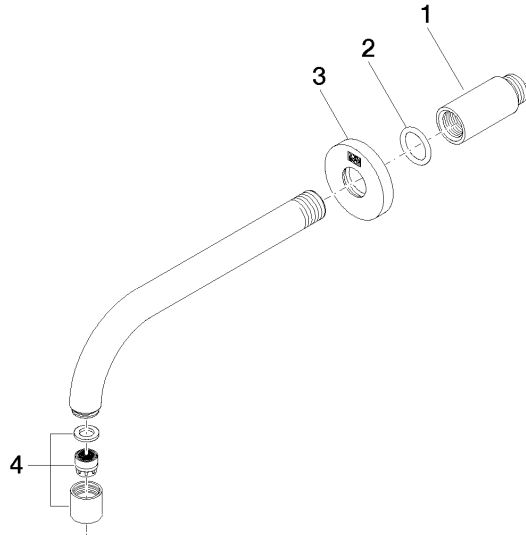


### Certificates

WRAS\_1811020. LGA\_29119.

13 800 882

Parts for other finishes can be found here: [Chrome](#)



### Spare parts list

| No. | Item Number        | Name      | Quantity used | Delivery time |
|-----|--------------------|-----------|---------------|---------------|
| 1   | 09 24 03 081 10 90 | extension | 1             | 2             |
| 2   | 90 14 10 026 00 90 | seal      | 1             | 2             |
| 3   | 09 27 22 503-93    | rosette   | 1             | 20            |
| 4   | 90 23 01 019 00-93 | aerator   | 1             | 20            |