






**Deck valve clockwise closing hot - Brushed Champagne (22kt Gold)**

20 004 715 Product version from 6/1/2015

- hole diameter 32 mm
- rosette 60 x 47 mm
- with hot marking



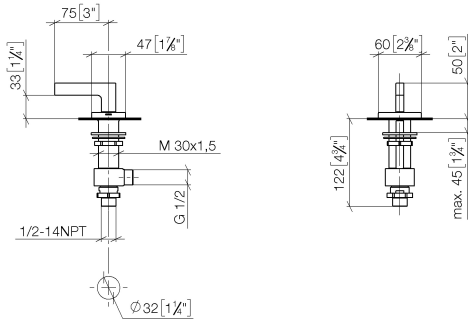
	Brushed Champagne (22kt Gold)	20 004 715-46
	Chrome	20 004 715-00
	Brushed Platinum	20 004 715-06
	Champagne (22kt Gold)	20 004 715-47
	Brushed Dark Platinum	20 004 715-99



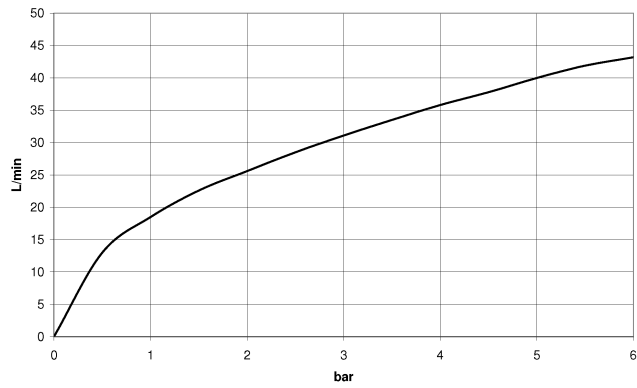
## Deck valve clockwise closing hot - Brushed Champagne (22kt Gold)

20 004 715 Product version from 6/1/2015

mm [inches]



### Flow rate chart



### Codes & Standards

ASME A112.18.1	cUPC	DIN 4109	ISO 3822
NSF372	NSF61	Ü-Zeichen	



## Deck valve clockwise closing hot - Brushed Champagne (22kt Gold)

---

20 004 715 Product version from 6/1/2015

### Certificates

---

IAPMO\_N-4

LGA\_28

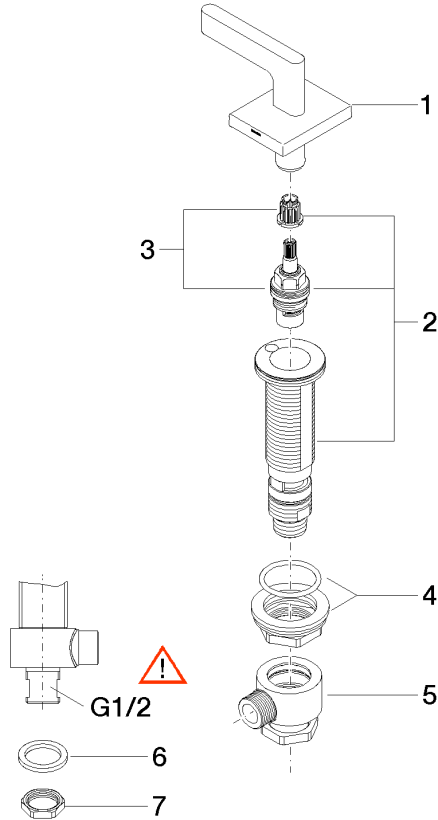
IAPMO\_4976

IAPMO\_6

**Deck valve clockwise closing hot - Brushed Champagne (22kt Gold)**

20 004 715 Product version from 6/1/2015

Parts for other finishes can be found here: [Chrome](#)



**Spare parts list**

No.	Item Number	Name	Quantity used	Delivery time
1	90 20 70 057 02-46	handle ( hot )	1	30
2	04 17 11 058 53 90	side panel	1	2
3	90 90 03 153 00 90	top	1	2
4	04 23 10 032 78 90	fixing set	1	2
5	04 17 11 023 10 90	distributor	1	2
6	09 30 11 059 90	disc	1	2
7	09 23 10 012 90	nut	1	2