










20 705 819



- 165mm projection
- pivotable spout 360°
- circular, air-enriched flow
- height of mixer 144 mm
- height up to aerator 90 mm
- hole diameter valve 32 mm
- hole diameter spout 35 mm
- rosette Ø 60 mm
- max. flow 5.7 l/min
- lead-free
- This product can help a building meet the requirements of Green Building Rating Systems, e.g. LEED®, BREEAM®, DGNB
- WRAS 2312068

Only suitable for basins with an overflow.

	Brushed Dark Platinum	20 705 819-99
	Chrome	20 705 819-00
	Brushed Platinum	20 705 819-06
	Platinum	20 705 819-08
	Dark Chrome	20 705 819-19
	Brushed Durabronze (23kt Gold)	20 705 819-28
	Brushed Bronze	20 705 819-42
	Brushed Champagne (22kt Gold)	20 705 819-46
	Champagne (22kt Gold)	20 705 819-47

Recommended miscellaneous



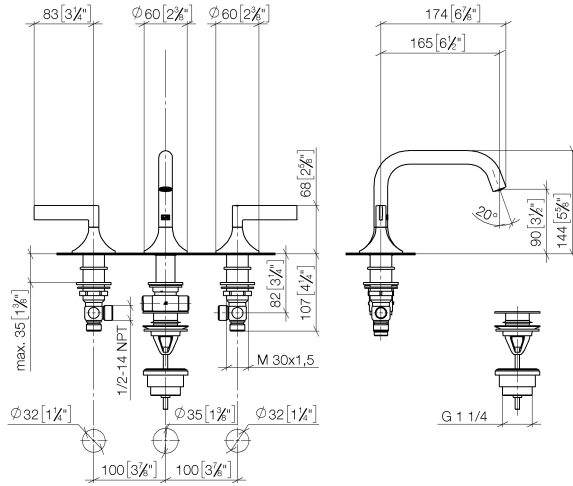
High pressure hoses -

- 2x 3/8" x 1/2" x 500mm high pressure hose

12 506 970 90

20 705 819

mm [inches]



Flow rate chart



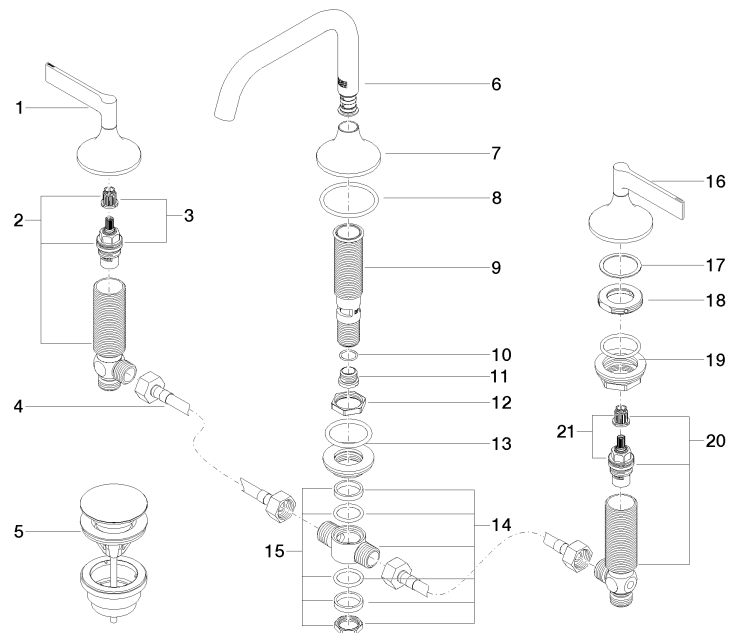
Certificates

GDV_0400287.

LGA_38417.

WRAS_2312068.

20 705 819



20 705 819

Spare parts list

No.	Item Number	Name	Quantity used	Delivery time
1	90 20 80 013 00-99	handle (hot)	1	30
2	04 17 11 055 51 90	side panel	1	2
3	90 90 03 151 00 90	top	1	2
4	04 30 04 096 00 90	hose	2	2
5	10 125 970-99	Basin Waste with push fastening 1 1/4" - Brushed Dark Platinum	1	2
6	90 28 22 368 00-99	spout	1	30
7	09 27 80 011-99	rosette	1	30
8	09 14 10 084 90	seal	1	2
9	90 30 01 033 00 90	base	1	2
10	09 14 10 017 90	seal	1	2
11	09 24 04 021 10 90	nipple	1	2
12	09 23 10 127 90	nut	1	2
13	04 23 10 004 04 90	fixing set	1	2
14	90 17 11 020 10 90	distributor	1	2
15	90 23 10 012 00 90	gasket kit	1	2
16	90 20 80 012 00-99	handle (cold)	1	30
17	09 28 10 003 90	ring	2	2
18	09 24 01 028 90	ring	2	2
19	04 23 10 032 78 90	fixing set	2	2
20	04 17 11 055 50 90	side panel	1	2
21	90 90 03 150 00 90	top	1	2