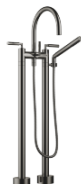


TARA Two-hole bath mixer for free-standing assembly with hand shower set - Dark Chrome

TARA

25 943 882



- 220mm projection
- pivotable spout 180°
- spout: circular, air-enriched flow
- Hand shower: COMPACT RAIN, max. flow rate 6.8 l/min (at 3 bar)
- hand shower with anti-scale system
- rotary diverter for bath/shower
- total height 920 mm
- stand pipes height 628 mm
- height up to aerator 765 mm
- slide-on rosettes Ø 90 mm
- gauge 150 mm
- metal shower hose 1250mm with integrated anti-twist protection
- pivotable shower holder on the right foot
- max. flow 22 l/min at 3 bar flow pressure
- WRAS
- **Intrinsic protection against back flow.**

Intrinsic protection against back flow.

	Dark Chrome	25 943 882-19
	Chrome	25 943 882-00
	Brushed Platinum	25 943 882-06
	Platinum	25 943 882-08
	Brushed Durabrass (23kt Gold)	25 943 882-28
	Matte Black	25 943 882-33
	Brushed Bronze	25 943 882-42
	Brushed Champagne (22kt Gold)	25 943 882-46
	Champagne (22kt Gold)	25 943 882-47
	Brushed Chrome	25 943 882-93
	Brushed Dark Platinum	25 943 882-99

Required miscellaneous



- Concealed floor mounting -**
- max. recess depth 160 mm
 - min. recess depth 80 mm

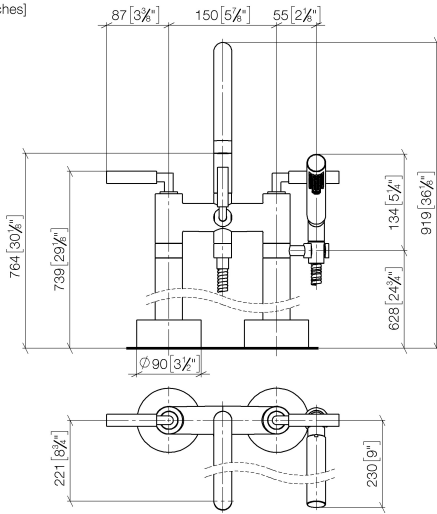
35 944 970 90

TARA Two-hole bath mixer for free-standing assembly with hand shower set - Dark Chrome

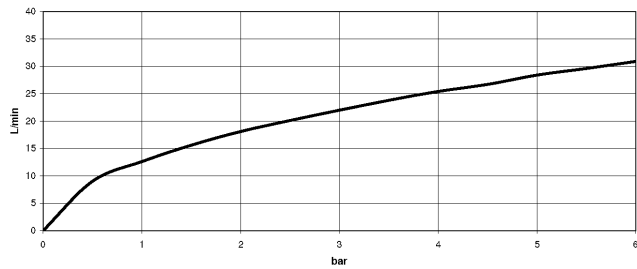
TARA

25 943 882

mm [inches]



Flow rate chart



Codes & Standards

ASME A112.18.1

cUPC

DIN 4109

ISO 3822

Scottish Water
Byelaws

UK Water Supply
Regulations

Ü-Zeichen



TARA Two-hole bath mixer for free-standing assembly with hand shower set -
Dark Chrome

TARA

25 943 882

Certificates and sustainability

IAPMO_4976

WRAS_2212

LGA_18

**TARA Two-hole bath mixer for free-standing assembly with hand shower set -
Dark Chrome**

TARA

25 943 882

