

**TARA Two-hole bath mixer for free-standing assembly with hand shower set -  
Dark Chrome**







TARA

25 943 892



- 220mm projection
  - pivotable spout 180°
  - Hand shower: COMPACT RAIN, max. flow rate 6.8 l/min (at 3 bar)
  - spout: circular, air-enriched flow
  - hand shower with anti-scale system
  - rotary diverter for bath/shower
  - total height 920 mm
  - stand pipes height 628 mm
  - height up to aerator 765 mm
  - slide-on rosettes Ø 90 mm
  - gauge 150 mm
  - metal shower hose 1250mm with integrated anti-twist protection
  - pivotable shower holder on the right foot
  - max. flow 22 l/min at 3 bar flow pressure
- Intrinsic protection against back flow.**

Intrinsic protection against back flow.

	Dark Chrome	25 943 892-19
	Chrome	25 943 892-00
	Brushed Platinum	25 943 892-06
	Platinum	25 943 892-08
	Brushed Durabronze (23kt Gold)	25 943 892-28
	Matte Black	25 943 892-33
	Brushed Champagne (22kt Gold)	25 943 892-46
	Champagne (22kt Gold)	25 943 892-47
	Brushed Chrome	25 943 892-93
	Brushed Dark Platinum	25 943 892-99

**Required miscellaneous**

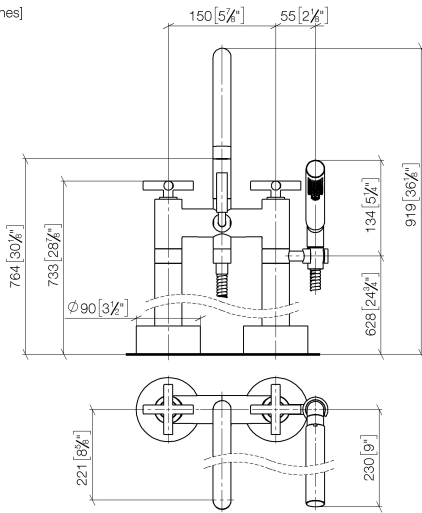


- Concealed floor mounting -** 35 944 970 90
- max. recess depth 160 mm
  - min. recess depth 80 mm

**TARA Two-hole bath mixer for free-standing assembly with hand shower set -  
Dark Chrome**

TARA

25 943 892  
mm [inches]



**Flow rate chart**



**Certificates**

WRAS\_2212005.

25 943 892

