

LULU Three-hole single-lever bath mixer for bath rim or tile edge installation - Chrome



LULU

27 412 710



- spout: circular, air-enriched flow
- max. flow 26.4 l/min at 3 bar flow pressure
- Hand shower: COMPACT RAIN, max. flow rate 6.8 l/min (at 3 bar)
- complete hand shower set with anti-scale system
- automatic bath/shower diverter
- height of mixer 110 mm
- height up to aerator 84 mm
- 215mm projection
- hole diameter spout 32 mm
- hole diameter single-lever mixer 35 mm
- hole diameter for complete hand shower set 32 mm
- rosette for spout 63 x 63mm
- rosette for complete hand shower set 63 x 63mm
- rosette for single-lever mixer 52 x 52mm
- metal shower hose 1750mm with integrated anti-twist protection

Intrinsic protection against back flow.

	Chrome	27 412 710-00
	Brushed Platinum	27 412 710-06

Recommended miscellaneous



Perfecto installation kit - 12 614 970 90

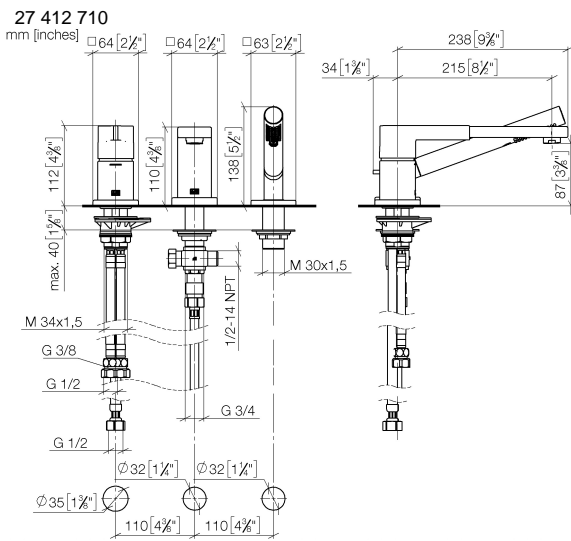
Recommended miscellaneous



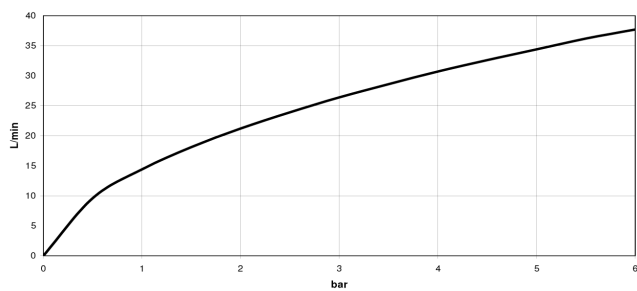
Decorative caps for Perfecto - Chrome 12 801 970-00
• 1 pair

LULU Three-hole single-lever bath mixer for bath rim or tile edge installation - Chrome

LULU



Flow rate chart



Codes & Standards

ASME A112.18.1 cUPC DIN 4109 EN 1717

ISO 3822 Ü-Zeichen



LULU Three-hole single-lever bath mixer for bath rim or tile edge installation - Chrome

LULU

27 412 710

Certificates and sustainability

IAPMO_4976

LGA_29

Belgaqua_24-008-2

LULU Three-hole single-lever bath mixer for bath rim or tile edge installation - Chrome

LULU

27 412 710



Spare parts list

No.	Item Number	Name	Quantity used	Delivery time
6	12 502 970 90	High pressure hose 1/2" x 1/2" x 400 mm -	1.00	2
2	13 512 710-00	spout	1.00	60
3	27 702 710-00	LULU Hand shower set for bath rim or tile edge installation - Chrome	1.00	-
Spare part can no longer be ordered, please order the replacement item				
4	04 21 02 006 00 92	cap	1.00	2
1	29 300 710-00	LULU Single-lever bath mixer for bath rim or tile edge installation - Chrome	1.00	-
Spare part can no longer be ordered, please order the replacement item				
5	90 24 03 168 00 90	nipple	1.00	2