



LISSÉ Three-hole single-lever bath mixer for bath rim or tile edge installation - Chrome

LISSÉ

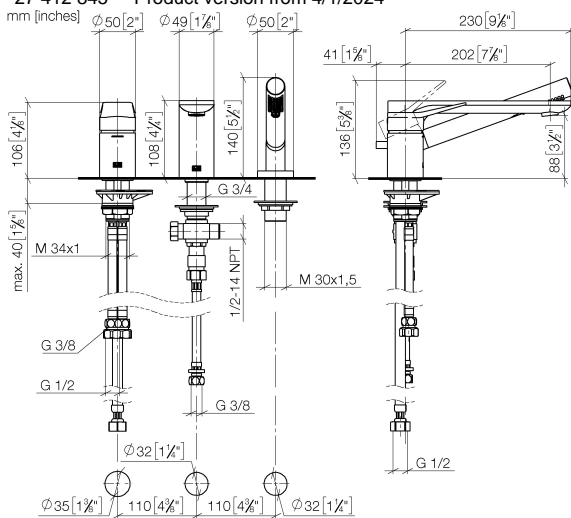
27 412 845    Product version from 4/1/2024			
	<ul style="list-style-type: none"> <li>• spout: circular, air-enriched flow</li> <li>• max. flow 16.9 l/min at 3 bar flow pressure</li> <li>• Hand shower: COMPACT RAIN, max. flow rate 6.8 l/min (at 3 bar)</li> <li>• complete hand shower set with anti-scale system</li> <li>• 200mm projection</li> <li>• automatic bath/shower diverter</li> <li>• height of mixer 141 mm</li> <li>• height up to aerator 88 mm</li> <li>• hole diameter spout 32 mm</li> <li>• hole diameter single-lever mixer 35 mm</li> <li>• hole diameter for complete hand shower set 32 mm</li> <li>• rosette for complete hand shower set Ø 50mm</li> <li>• metal shower hose 1750mm with integrated anti-twist protection</li> </ul>	<p>Intrinsic protection against back flow.</p>	<div> <div>Chrome</div> <div>27 412 845-00</div> </div>
			<div> <div>Brushed Platinum</div> <div>27 412 845-06</div> </div>
			<div> <div>Dark Chrome</div> <div>27 412 845-19</div> </div>
			<div> <div>Brushed Light Gold</div> <div>27 412 845-27</div> </div>
			<div> <div>Matte Black</div> <div>27 412 845-33</div> </div>
			<div> <div>Brushed Chrome</div> <div>27 412 845-93</div> </div>
			<div> <div>Brushed Dark Platinum</div> <div>27 412 845-99</div> </div>

Recommended miscellaneous		Recommended miscellaneous	
	Perfecto installation kit -	12 614 970 90	
			<div> <div>Decorative caps for Perfecto - Chrome</div> <div>• 1 pair</div> </div>
			<div> <div>12 801 970-00</div> </div>

# LISSÉ Three-hole single-lever bath mixer for bath rim or tile edge installation - Chrome

LISSÉ

27 412 845 Product version from 4/1/2024



## Flow rate chart



## Codes & Standards

ASME A112.18.1      cUPC      DIN 4109      EN 1717

ISO 3822      Ü-Zeichen



LISSE Three-hole single-lever bath mixer for bath rim or tile edge installation -  
Chrome

LISSE

27 412 845 Product version from 4/1/2024

Certificates and sustainability

IAPMO_4976	LGA_29	Belgaqua_24-008-2
------------	--------	-------------------



Spare parts list

No.	Item Number	Name	Quantity used	Delivery time
5	12 502 970 90	High pressure hose 1/2" x 1/2" x 400 mm -	1.00	2
2	13 512 845-00	spout	1.00	60
1	29 300 845-00	connection	1.00	60
3	27 702 979-00	Hand shower set for bath rim or tile edge installation - Chrome	1.00	10
4	90 24 03 168 00 90	nipple	1.00	2