

Hand shower set with integrated shower holder FlowReduce - Matte Black





SERIES SPECIFIC

27 802 660 Product version from 10/1/2023



- COMPACT RAIN, max. flow rate 6.8 l/min (at 3 bar)
- with anti-scale system
- 3/8" shower outlet
- metal shower hose 1250mm with integrated anti-twist protection
- rosette Ø 60 mm
- 1/2" connection
- This product can help a building meet the requirements of Green Building Rating Systems, e.g. LEED®, BREEAM®, DGNB

Intrinsic protection against back flow.

	Matte Black	27 802 660-33 0010
	Chrome	27 802 660-00 0010
	Chrome	27 802 660-00
	Brushed Platinum	27 802 660-06 0010
	Brushed Platinum	27 802 660-06
	Platinum	27 802 660-08
	Platinum	27 802 660-08 0010
	Dark Chrome	27 802 660-19
	Dark Chrome	27 802 660-19 0010
	Light Gold	27 802 660-26 0010
	Light Gold	27 802 660-26
	Brushed Light Gold	27 802 660-27 0010
	Brushed Light Gold	27 802 660-27
	Brushed Durabrass (23kt Gold)	27 802 660-28 0010
	Brushed Durabrass (23kt Gold)	27 802 660-28
	Matte Black	27 802 660-33
	Brushed Bronze	27 802 660-42
	Brushed Bronze	27 802 660-42 0010
	Brushed Champagne (22kt Gold)	27 802 660-46
	Brushed Champagne (22kt Gold)	27 802 660-46 0010
	Champagne (22kt Gold)	27 802 660-47
	Champagne (22kt Gold)	27 802 660-47 0010
	Brushed Chrome	27 802 660-93
	Brushed Chrome	27 802 660-93 0010
	Brushed Dark Platinum	27 802 660-99
	Brushed Dark Platinum	27 802 660-99 0010

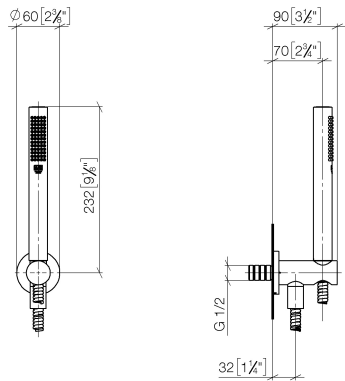


Hand shower set with integrated shower holder FlowReduce - Matte Black

SERIES SPECIFIC

27 802 660 Product version from 10/1/2023

mm [inches]



Codes & Standards

DIN 4109	ISO 3822	Ü-Zeichen
----------	----------	-----------

Certificates and sustainability

LGA_29

Parts for other
finishes can be found
here: [Chrome](#)



Spare parts list

No.	Item Number	Name	Quantity used	Delivery time
3	90 30 02 072 00-33	Metal shower hose 1/2" x 3/8" x 1250 mm - Matte Black	1.00	30
2	28 490 660-33	Wall elbow with integrated shower holder - Matte Black	1.00	10
4	90 14 20 026 00 90	seal	1.00	2
1	90 12 11 140 41-33	shower	1.00	30