

**Hand shower set with integrated shower holder - Brushed Dark Platinum**

TARA



























27 802 660



Fits: TARA, VAIA, META

- COMPACT RAIN, max. flow rate 15 l/min (at 3 bar)
- with anti-scale system
- 3/8" shower outlet
- metal shower hose 1250mm with integrated anti-twist protection
- rosette Ø 60 mm
- 1/2" connection
- WRAS 1912049

Intrinsic protection against back flow.

	Brushed Dark Platinum	27 802 660-99
	Chrome	27 802 660-00 0010
	Chrome	27 802 660-00
	Brushed Platinum	27 802 660-06 0010
	Brushed Platinum	27 802 660-06
	Platinum	27 802 660-08
	Platinum	27 802 660-08 0010
	Dark Chrome	27 802 660-19
	Dark Chrome	27 802 660-19 0010
	Light Gold	27 802 660-26 0010
	Light Gold	27 802 660-26
	Brushed Light Gold	27 802 660-27 0010
	Brushed Light Gold	27 802 660-27
	Brushed Durabrand (23kt Gold)	27 802 660-28 0010
	Brushed Durabrand (23kt Gold)	27 802 660-28
	Matte Black	27 802 660-33 0010
	Matte Black	27 802 660-33
	Brushed Bronze	27 802 660-42
	Brushed Bronze	27 802 660-42 0010
	Brushed Champagne (22kt Gold)	27 802 660-46
	Brushed Champagne (22kt Gold)	27 802 660-46 0010
	Champagne (22kt Gold)	27 802 660-47
	Champagne (22kt Gold)	27 802 660-47 0010
	Brushed Chrome	27 802 660-93
	Brushed Chrome	27 802 660-93 0010
	Brushed Dark Platinum	27 802 660-99 0010



## Hand shower set with integrated shower holder - Brushed Dark Platinum

TARA

27 802 660

### Recommended miscellaneous



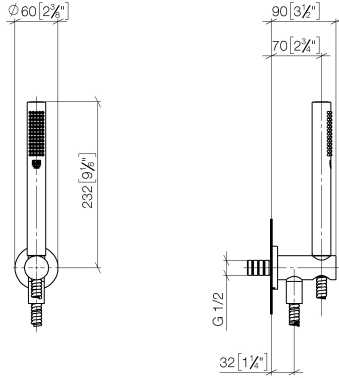
**Concealed wall elbow -**

- max. recess depth 163 mm
- min. recess depth 90 mm

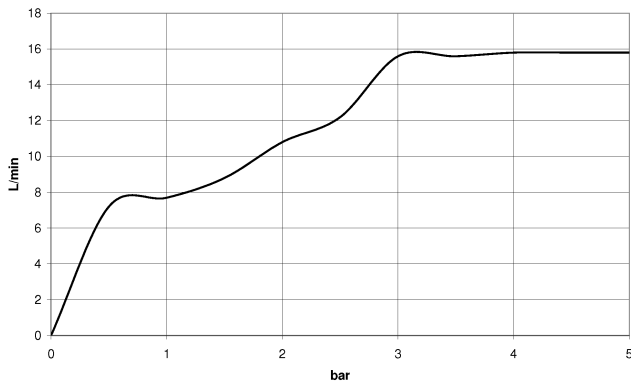
35 085 970 90

27 802 660

mm [inches]



Flow rate chart



Codes & Standards

DIN 4109

EN 1717

ISO 3822

Scottish Water  
Byelaws

UK Water Supply  
Regulations

Ü-Zeichen



Hand shower set with integrated shower holder - Brushed Dark Platinum

TARA

27 802 660

Certificates

LGA\_29

LGA\_29

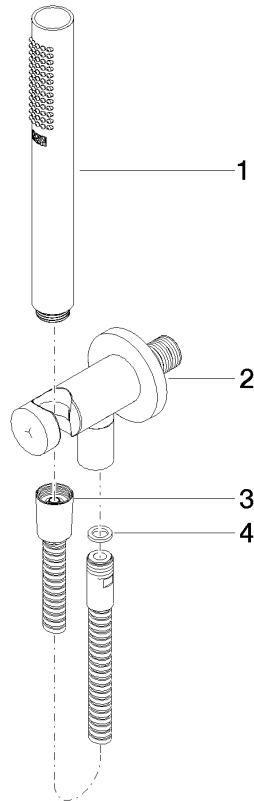
WRAS\_1912

Belgaqua\_24-007-2 Belgaqua\_19\_83

27 802 660

Product version up to 6/3/2020

**Product version from 6/3/2020**





# Hand shower set with integrated shower holder - Brushed Dark Platinum

TARA

27 802 660

## Spare parts list

Product version up to 6/3/2020

### Product version from 6/3/2020

No.	Item Number	Name	Quantity used	Delivery time
	90 12 11 152 00-99	shower	4	30