













WATER TUBE Kneipp wall elbow with hose holder with individual rosettes -  
Brushed Platinum

SERIES SPECIFIC

|   |  |   |   |
|---|--|---|---|
| 27 821 979  | Product version up to 3/12/2018  |   |   |
|  | <ul style="list-style-type: none"> <li>• LAMINAR FLOW, max. flow rate 15 l/min (at 3 bar)</li> <li>• with volume control</li> <li>• rosette 60 x 60 mm</li> <li>• holder for Kneipp hose</li> <li>• 1/2" wall elbow</li> <li>• without hose</li> </ul> |    | Brushed Platinum 27 821 979-06              |
|   | Intrinsic protection against back flow.  |    | Chrome 27 821 979-00                        |
|   | Product change as of 1.4.2023: max. flow 15 l/min  |    | Platinum 27 821 979-08                      |
|   |  |    | Dark Chrome 27 821 979-19                   |
|   |  |    | Brushed Light Gold 27 821 979-27            |
|   |  |    | Brushed Durabrass (23kt Gold) 27 821 979-28 |
|   |  |    | Matte Black 27 821 979-33                   |
|   |  |    | Brushed Champagne (22kt Gold) 27 821 979-46 |
|   |  |    | Champagne (22kt Gold) 27 821 979-47         |
|   |  |   | Brushed Chrome 27 821 979-93                |
|   |  |  | Brushed Dark Platinum 27 821 979-99         |

Recommended miscellaneous

|   |   |
|---|---|
|  | <b>Concealed wall elbow -</b> 35 085 970 90   |
|   | <ul style="list-style-type: none"> <li>• max. recess depth 163 mm</li> <li>• min. recess depth 90 mm</li> </ul> |

Required miscellaneous

|   |  |
|---|--|
|  | <b>WATER TUBE Kneipp hose black 2000 mm - Brushed Platinum</b> 28 286 979-06                                 |
|   | <ul style="list-style-type: none"> <li>• with holding ring</li> <li>• hose nozzle with sleeve M33</li> </ul> |

Required miscellaneous

|   |  |
|---|--|
|  | <b>WATER TUBE Kneipp hose white 2000 mm - Brushed Platinum</b> 28 285 979-06                                 |
|   | <ul style="list-style-type: none"> <li>• with holding ring</li> <li>• hose nozzle with sleeve M33</li> </ul> |

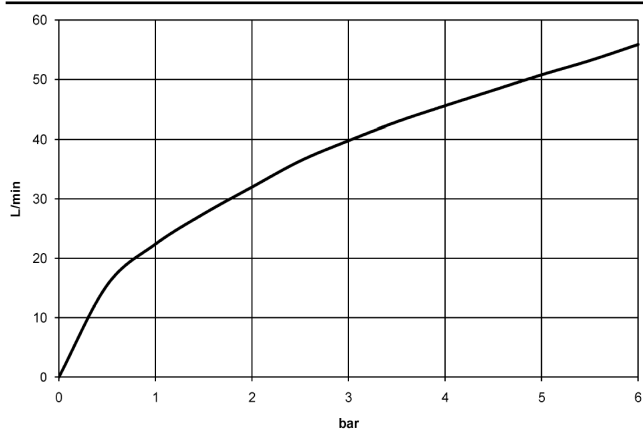
## WATER TUBE Kneipp wall elbow with hose holder with individual rosettes - Brushed Platinum

SERIES SPECIFIC

27 821 979 Product version up to 3/12/2018  
mm [inches]



Flow rate chart



### Codes & Standards

EN 1717



## WATER TUBE Kneipp wall elbow with hose holder with individual rosettes - Brushed Platinum

---

SERIES SPECIFIC

27 821 979 Product version up to 3/12/2018

Certificates and sustainability

---

Belgaqua\_22\_280\_2

# WATER TUBE Kneipp wall elbow with hose holder with individual rosettes - Brushed Platinum

SERIES SPECIFIC

27 821 979 Product version up to 3/12/2018



## Spare parts list

| No. | Item Number           | Name                | Quantity used | Delivery time |
|-----|-----------------------|---------------------|---------------|---------------|
|     | 6 90 31 11 112 00 90  | pin                 | 1.00          | 2             |
|     | 13 05 30 31 025 00 90 | fixing set          | 1.00          | 2             |
|     | 16 09 31 11 148 90    | pin                 | 2.00          | 2             |
|     | 3 90 23 01 146 00 90  | flow reducer        | 1.00          | 2             |
|     | 10 09 27 97 021-06    | rosette             | 1.00          | 10            |
|     | 1 09 20 97 021-06     | handle              | 1.00          | 10            |
|     | 14 09 27 97 022-06    | rosette             | 1.00          | 10            |
|     | 7 09 14 10 081 90     | seal                | 1.00          | 2             |
|     | 9 09 31 11 040 90     | pin                 | 1.00          | 2             |
|     | 5 90 23 01 045 00 90  | back-flow preventer | 1.00          | 2             |
|     | 2 90 90 03 145 00 90  | top                 | 1.00          | 2             |
|     | 15 08 17 20 726 90    | holder              | 2.00          | 2             |
|     | 17 09 17 20 023-06    | holder              | 1.00          | 10            |
|     | 12 90 14 10 049 00 90 | seal                | 1.00          | 2             |
|     | 8 09 24 03 151 90     | nipple              | 1.00          | 2             |
|     | 4 09 11 03 135-06     | connection          | 1.00          | 60            |
|     | 11 09 14 10 119 90    | seal                | 1.00          | 2             |