







28 015 626

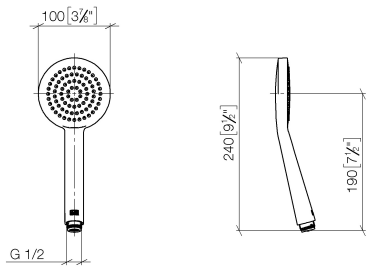


- normal flow
 - with anti-scale system
 - spray head Ø 100mm
 - 1/2" connection
 - max. flow 6.8 l/min
 - This product can help a building meet the requirements of Green Building Rating Systems, e.g. LEED®, BREEAM®, DGNB
- Intrinsic protection against back flow.

| | | |
|---|----------------|--------------------|
|  | Brushed Chrome | 28 015 626-93 0010 |
|  | Chrome | 28 015 626-00 |
|  | Chrome | 28 015 626-00 0010 |
|  | Matte Black | 28 015 626-33 |
|  | Matte Black | 28 015 626-33 0010 |
|  | Brushed Chrome | 28 015 626-93 |

28 015 626

mm [inches]



Codes & Standards

| | | |
|----------|----------|-----------|
| DIN 4109 | ISO 3822 | Ü-Zeichen |
|----------|----------|-----------|

Certificates and sustainability

LGA_29