

## Hand shower FlowReduce - Brushed Platinum

IMO



























28 016 979



- Three or five settings: COMPACT RAIN, COMPACT SOFT FLOW, COMPACT AQUAPRESSURE FLOW, max. flow rate 6.8 l/min (at 3 bar)
- with anti-scale system
- spray head Ø 130 mm
- 1/2" connection
- This product can help a building meet the requirements of Green Building Rating Systems, e.g. LEED®, BREEAM®, DGNB

Intrinsic protection against back flow.

Fits: IMO, LULU, MADISON, MEM, TARA, CL.1, LISSÉ, VAIA, META, CYO

|  |                               |                    |
|--|-------------------------------|--------------------|
|    | Brushed Platinum              | 28 016 979-06 0010 |
|    | Chrome                        | 28 016 979-00 0010 |
|    | Chrome                        | 28 016 979-00      |
|    | Brushed Platinum              | 28 016 979-06      |
|    | Platinum                      | 28 016 979-08      |
|    | Platinum                      | 28 016 979-08 0010 |
|    | Dark Chrome                   | 28 016 979-19      |
|    | Dark Chrome                   | 28 016 979-19 0010 |
|    | Light Gold                    | 28 016 979-26      |
|   | Light Gold                    | 28 016 979-26 0010 |
|  | Brushed Light Gold            | 28 016 979-27      |
|  | Brushed Light Gold            | 28 016 979-27 0010 |
|  | Brushed Durabrass (23kt Gold) | 28 016 979-28      |
|  | Brushed Durabrass (23kt Gold) | 28 016 979-28 0010 |
|  | Matte Black                   | 28 016 979-33      |
|  | Matte Black                   | 28 016 979-33 0010 |
|  | Brushed Bronze                | 28 016 979-42 0010 |
|  | Brushed Bronze                | 28 016 979-42      |
|  | Brushed Champagne (22kt Gold) | 28 016 979-46 0010 |
|  | Brushed Champagne (22kt Gold) | 28 016 979-46      |
|  | Champagne (22kt Gold)         | 28 016 979-47      |
|  | Champagne (22kt Gold)         | 28 016 979-47 0010 |
|  | Brushed Chrome                | 28 016 979-93      |
|  | Brushed Chrome                | 28 016 979-93 0010 |
|  | Brushed Dark Platinum         | 28 016 979-99      |
|  | Brushed Dark Platinum         | 28 016 979-99 0010 |



## Hand shower FlowReduce - Brushed Platinum

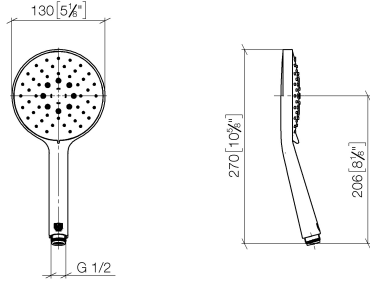
---

IMO

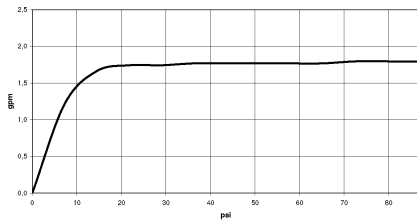
28 016 979

28 016 979

mm [inches]



Flow rate chart



Codes & Standards

ASME A112.18.1

cUPC

DIN 4109

EN 1112

ISO 3822

Ü-Zeichen



## Hand shower FlowReduce - Brushed Platinum

---

IMO

28 016 979

### Certificates

---

IAPMO\_4976

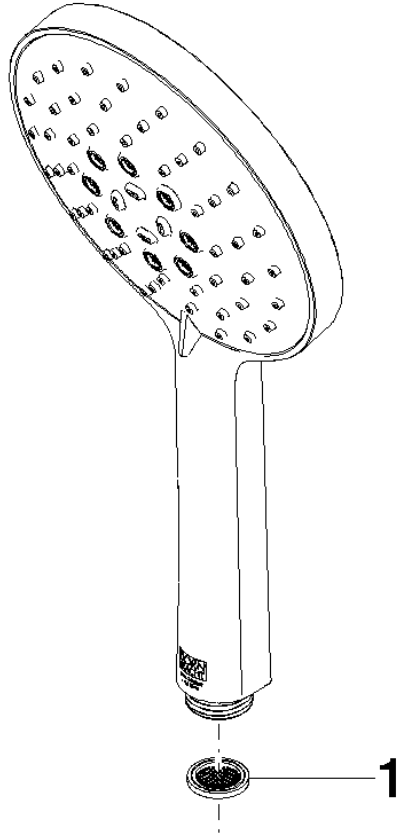
LGA\_29

DVGW\_DW-  
6517DN0

28 016 979

**Product version from 4/1/2024**

Parts for other  
finishes can be found  
here: [Chrome](#)





# Hand shower FlowReduce - Brushed Platinum

IMO

28 016 979

## Spare parts list

### Product version from 4/1/2024

| No. | Item Number     | Name  | Quantity used | Delivery time |
|-----|-----------------|-------|---------------|---------------|
|     | 09 23 01 039 90 | sieve | 1             | 2             |