










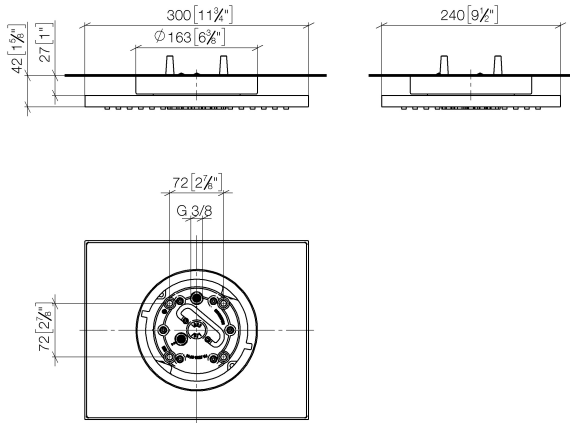
Rain shower for surface-mounted ceiling installation 300 x 240 mm - Brushed Dark Brass
SERIES SPECIFIC

28 041 980	Product version from 5/1/2022		
	<ul style="list-style-type: none"> rain shower 300 x 240mm PURE RAIN, max. flow rate 12 l/min (at 3 bar) PURIFY RAIN, max. flow rate 6 l/min (at 3 bar) with anti-scale system 		
	<div>  <div> Technical data: <ul style="list-style-type: none"> Distance to ceiling from bottom edge of shower 40 mm </div> <div> Planning tips: <ul style="list-style-type: none"> For simultaneous control of the jet types, we recommend the xTool thermostat module Not suitable for use in a steam room. WRAS </div> </div>		
		<div>  <div> Brushed Dark Brass 28 041 980-39 </div> </div>	
		<div>  <div> Chrome 28 041 980-00 </div> </div>	
		<div>  <div> Brushed Platinum 28 041 980-06 </div> </div>	
		<div>  <div> Platinum 28 041 980-08 </div> </div>	
		<div>  <div> Brushed Durabrass (23kt Gold) 28 041 980-28 </div> </div>	
		<div>  <div> Matte Black 28 041 980-33 </div> </div>	
		<div>  <div> Brushed Champagne (22kt Gold) 28 041 980-46 </div> </div>	
		<div>  <div> Champagne (22kt Gold) 28 041 980-47 </div> </div>	
		<div>  <div> Brushed Chrome 28 041 980-93 </div> </div>	
		<div>  <div> Brushed Dark Platinum 28 041 980-99 </div> </div>	

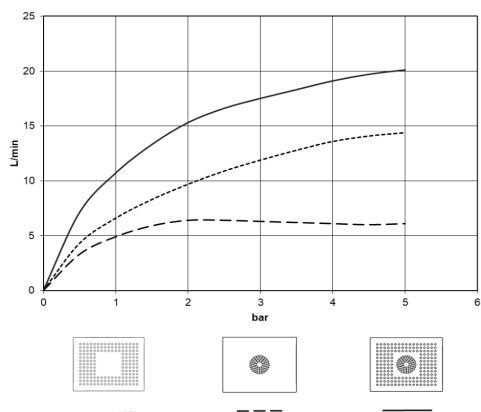
Rain shower for surface-mounted ceiling installation 300 x 240 mm - Brushed Dark Brass

SERIES SPECIFIC

28 041 980 Product version from 5/1/2022
mm [inches]



Flow rate chart



Codes & Standards

DIN 4109

ISO 3822

Scottish Water
Byelaws

UK Water Supply
Regulations

Ü-Zeichen



Rain shower for surface-mounted ceiling installation 300 x 240 mm - Brushed Dark Brass SERIES SPECIFIC

28 041 980 Product version from 5/1/2022

Certificates and sustainability

LGA_38

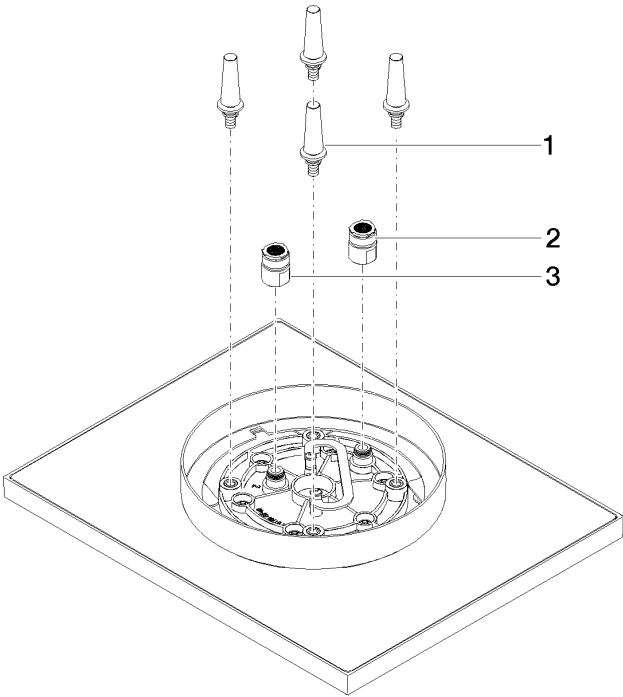
WRAS_240502

Rain shower for surface-mounted ceiling installation 300 x 240 mm - Brushed Dark Brass

SERIES SPECIFIC

28 041 980
Product version from 5/1/2022

Parts for other finishes can be found here: Chrome



Spare parts list

No.	Item Number	Name	Quantity used	Delivery time
2	90 24 03 309 01 90	connection	1.00	2
3	90 24 03 309 00 90	connection	1.00	2
1	90 17 20 263 00 90	fixing set	1.00	2