

Rain shower for surface-mounted ceiling installation with light 300 x 240 mm - SERIES SPECIFIC

Brushed Dark Brass

28 042 980 Product version from 5/1/2022



- rain shower 300 x 240mm
- PURE RAIN, max. flow rate 12 l/min (at 3 bar)
- PURIFY RAIN, max. flow rate 6 l/min (at 3 bar)
- with anti-scale system

Technical data:

- Distance to ceiling from bottom edge of shower 40 mm

Ceiling module power supply

- 350mA (CC)

Electric:

Spot lighting

- Technology: LED, not dimmable
- LED colour temperature approx. 3000 K
- Provided by customer: Light switch
- Contains energy efficiency class bulbs
- Bulbs protected against splashing water

Environment

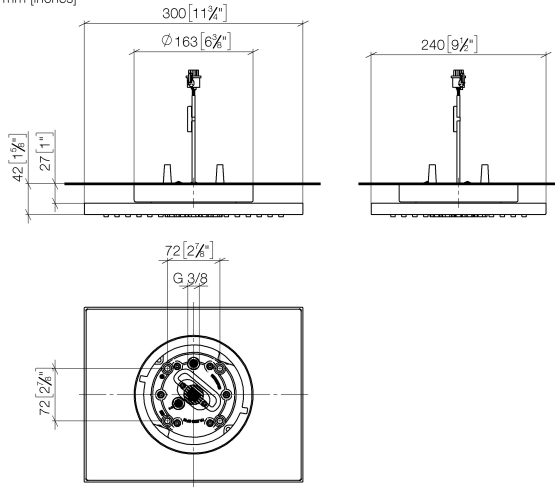
Planning tips:

- Not suitable for outdoor use.
- Not suitable for use in a steam room.
- Not suitable for use in chlorinated or salty environments.
- Comply with the protection zone regulations as defined in DIN VDE 0100, Part 701 (IEC 60364-7-701).
- WRAS

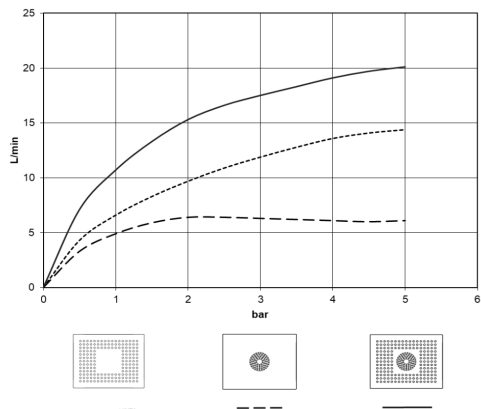
	Brushed Dark Brass	28 042 980-39
	Chrome	28 042 980-00
	Brushed Platinum	28 042 980-06
	Platinum	28 042 980-08
	Brushed Durabronze (23kt Gold)	28 042 980-28
	Matte Black	28 042 980-33
	Brushed Champagne (22kt Gold)	28 042 980-46
	Champagne (22kt Gold)	28 042 980-47
	Brushed Chrome	28 042 980-93
	Brushed Dark Platinum	28 042 980-99

Rain shower for surface-mounted ceiling installation with light 300 x 240 mm - SERIES SPECIFIC Brushed Dark Brass

28 042 980 Product version from 5/1/2022
mm [inches]



Flow rate chart



Codes & Standards

DIN 4109

ISO 3822

Scottish Water
Byelaws

UK Water Supply
Regulations

Ü-Zeichen



Rain shower for surface-mounted ceiling installation with light 300 x 240 mm - SERIES SPECIFIC Brushed Dark Brass

28 042 980 Product version from 5/1/2022

Certificates and sustainability

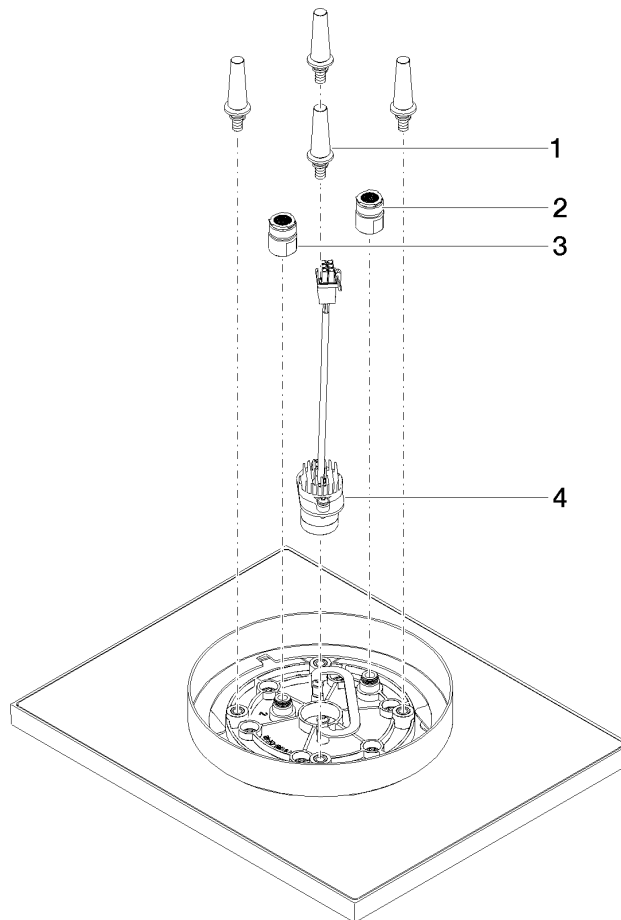
LGA_38

WRAS_240502

Rain shower for surface-mounted ceiling installation with light 300 x 240 mm - SERIES SPECIFIC Brushed Dark Brass

28 042 980 Product version from 5/1/2022

Parts for other
finishes can be found
here: [Chrome](#)



Spare parts list

No.	Item Number	Name	Quantity used	Delivery time
4	90 10 01 225 00 90	electronic accessories	1.00	2
1	90 17 20 263 00 90	fixing set	1.00	2
2	90 24 03 309 01 90	connection	1.00	2
3	90 24 03 309 00 90	connection	1.00	2