

Wall elbow - Brushed Dark Brass

















SERIES SPECIFIC

28 450 625 Product version from 7/6/2018



- 3/8" shower outlet
- rosette Ø 55 mm
- 1/2" connection
- WRAS

Intrinsic protection against back flow.

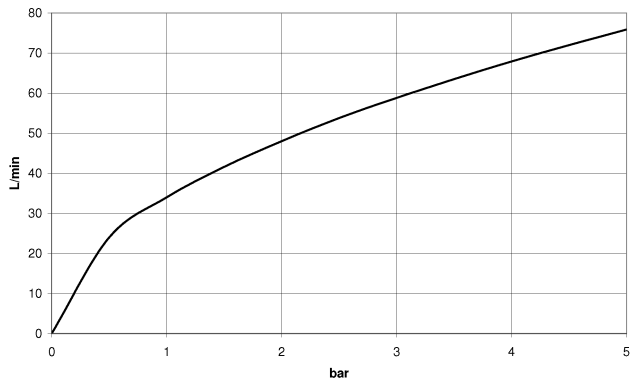
	Brushed Dark Brass	28 450 625-39
	Chrome	28 450 625-00
	brushed chrome	28 450 625-04
	Brushed Platinum	28 450 625-06
	Platinum	28 450 625-08
	Dark Chrome	28 450 625-19
	Light Gold	28 450 625-26
	Brushed Light Gold	28 450 625-27
	Brushed Durabrass (23kt Gold)	28 450 625-28
	Matte Black	28 450 625-33
	Brushed Bronze	28 450 625-42
	aluminium	28 450 625-45
	Brushed Champagne (22kt Gold)	28 450 625-46
	Champagne (22kt Gold)	28 450 625-47
	Brushed Chrome	28 450 625-93
	Brushed Dark Platinum	28 450 625-99

28 450 625 Product version from 7/6/2018

mm [inches]



Flow rate chart



Codes & Standards

Scottish Water Byelaws	UK Water Supply Regulations
---------------------------	--------------------------------



Wall elbow - Brushed Dark Brass

SERIES SPECIFIC

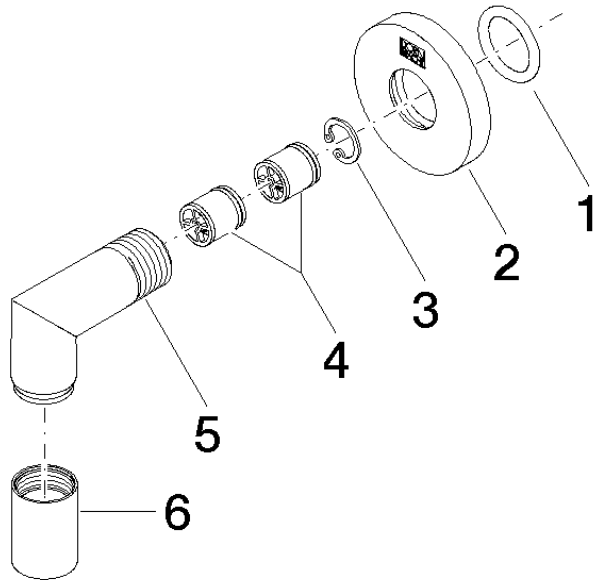
28 450 625 Product version from 7/6/2018

Certificates and sustainability

WRAS_240702

28 450 625 Product version from 7/6/2018

Parts for other
finishes can be found
here: [Chrome](#)



Spare parts list

No.	Item Number	Name	Quantity used	Delivery time
6	90 21 02 069 00-39	cover	1.00	30
5	09 11 03 036-39	connection	1.00	60
2	09 27 22 503-39	rosette	1.00	60
3	09 16 01 014 90	ring	1.00	2
1	90 14 10 026 00 90	seal	1.00	2
4	90 23 01 141 00 90	back-flow preventer	2.00	2