

Shower head FlowReduce - Brushed Dark Brass

SERIES SPECIFIC



























28 508 979 Product version from 5/15/2020



- spray head Ø 92mm
- Three settings: COMPACT RAIN, COMPACT SOFT FLOW, COMPACT AQUAPRESSURE FLOW, max. flow rate 6.8 l/min (at 3 bar)
- Function from: l/min
- with anti-scale system

Technical data:

- 200mm projection
- ball-joint pivotable through 30°
- rosette Ø 55 mm
- 1/2" connection


| | | |
|---|-------------------------------|--------------------|
|  | Brushed Dark Brass | 28 508 979-39 0010 |
|  | Chrome | 28 508 979-00 0010 |
|  | Chrome | 28 508 979-00 |
|  | Brushed Platinum | 28 508 979-06 0010 |
|  | Brushed Platinum | 28 508 979-06 |
|  | Platinum | 28 508 979-08 0010 |
|  | Platinum | 28 508 979-08 |
|  | Dark Chrome | 28 508 979-19 0010 |
|  | Dark Chrome | 28 508 979-19 |
|  | Light Gold | 28 508 979-26 0010 |
|  | Light Gold | 28 508 979-26 |
|  | Brushed Light Gold | 28 508 979-27 0010 |
|  | Brushed Light Gold | 28 508 979-27 |
|  | Brushed Durabrass (23kt Gold) | 28 508 979-28 0010 |
|  | Brushed Durabrass (23kt Gold) | 28 508 979-28 |
|  | Matte Black | 28 508 979-33 0010 |
|  | Matte Black | 28 508 979-33 |
|  | Brushed Dark Brass | 28 508 979-39 |
|  | Brushed Bronze | 28 508 979-42 0010 |
|  | Brushed Bronze | 28 508 979-42 |
|  | Brushed Champagne (22kt Gold) | 28 508 979-46 0010 |
|  | Brushed Champagne (22kt Gold) | 28 508 979-46 |
|  | Champagne (22kt Gold) | 28 508 979-47 0010 |
|  | Champagne (22kt Gold) | 28 508 979-47 |
|  | Brushed Chrome | 28 508 979-93 0010 |
|  | Brushed Chrome | 28 508 979-93 |



Shower head FlowReduce - Brushed Dark Brass

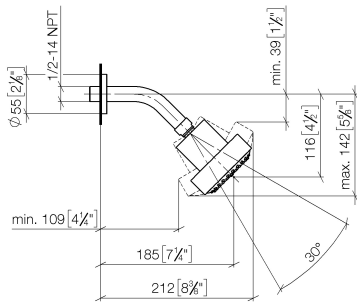
SERIES SPECIFIC

28 508 979 Product version from 5/15/2020

| | | |
|---|--------------------------|--------------------|
|  | Brushed Dark Platinum | 28 508 979-99 0010 |
|  | Brushed Dark Platinum | 28 508 979-99 |

28 508 979 Product version from 5/15/2020

mm [inches]



Codes & Standards

DIN 4109

ISO 3822

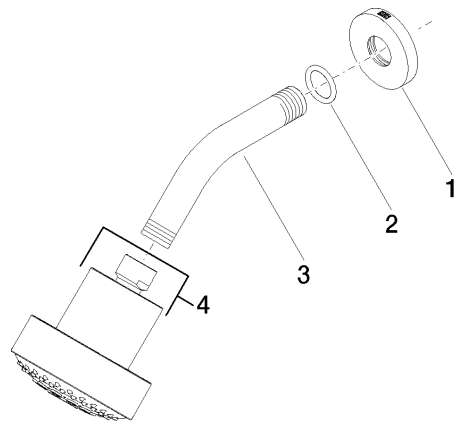
Ü-Zeichen

Certificates and sustainability

LGA_38

28 508 979 Product version from 5/15/2020

Parts for other
 finishes can be found
 here: [Chrome](#)



Spare parts list

| No. | Item Number | Name | Quantity used | Delivery time |
|-----|--------------------|------------|---------------|---------------|
| 1 | 09 27 22 019-39 | rosette | 1.00 | 60 |
| 3 | 09 11 03 011-39 | connection | 1.00 | 60 |
| 2 | 90 14 10 026 00 90 | seal | 1.00 | 2 |
| 4 | 04 12 11 110 30-39 | shower | 1.00 | - |

Spare part can no longer be ordered, please order the replacement item