








28 545 977



- 435mm projection
- rain shower Ø 200 mm
- PURE RAIN, max. flow rate 14 l/min (at 3 bar)
- Function from: 8 l/min
- rosette Ø 55 mm
- 1/2" connection
- with anti-scale system

	Brushed Platinum	28 545 977-06
	Chrome	28 545 977-00
	brushed chrome	28 545 977-93
	Platinum	28 545 977-08
	Durabress (23kt Gold)	28 545 977-09
	Brushed Durabress (23kt Gold)	28 545 977-28
	Brushed Dark Platinum	28 545 977-99

Recommended miscellaneous

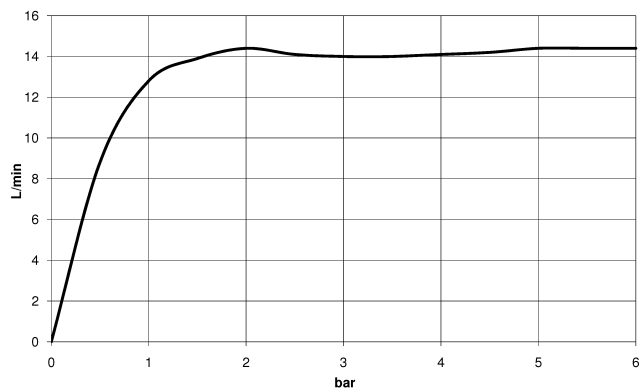


- Concealed wall elbow -** 35 085 970 90
- max. recess depth 163 mm
 - min. recess depth 90 mm

28 545 977



Flow rate chart



Certificates

DVGW_DW- LGA_38654.
6517DN0118.

28 545 977



Spare parts list

No.	Item Number	Name	Quantity used	Delivery time
1	09 27 35 003-06	rosette	1	10
2	90 14 10 026 00 90	seal	1	2
3	09 11 03 017-06	connection	1	10