

**Rain shower with ceiling fixing 300 x 240 mm - Platinum**

IMO

28 775 980



Fits: IMO, MEM, CL.1

- rain shower 300 x 240mm
- PURE RAIN, max. flow rate 20 l/min (at 3 bar)
- Function from: 12 l/min
- distance between ceiling and lower edge of the shower 165mm
- rosette 60 x 60, as required
- 1/2" connection
- with anti-scale system
- quick clearing
- WRAS 1707033

Product change as of 1st April 2024: max. flow 20l/min

	Platinum	28 775 980-08
	Chrome	28 775 980-00
	Brushed Platinum	28 775 980-06
	Dark Chrome	28 775 980-19
	Brushed Light Gold	28 775 980-27
	Brushed Durabronze (23kt Gold)	28 775 980-28
	Matte Black	28 775 980-33
	Brushed Champagne (22kt Gold)	28 775 980-46
	Champagne (22kt Gold)	28 775 980-47
	Brushed Chrome	28 775 980-93
	Brushed Dark Platinum	28 775 980-99

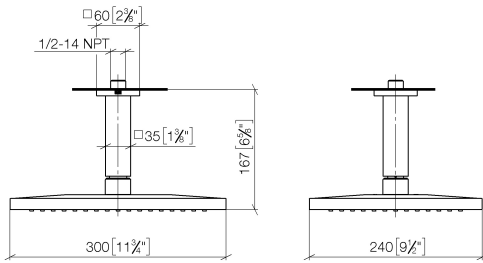
**Recommended miscellaneous**

- Concealed wall elbow -** 35 085 970 90
- max. recess depth 163 mm
  - min. recess depth 90 mm

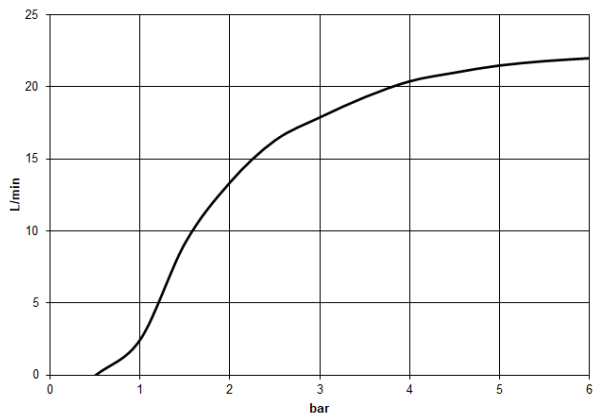


28 775 980

mm [inches]



### Flow rate chart



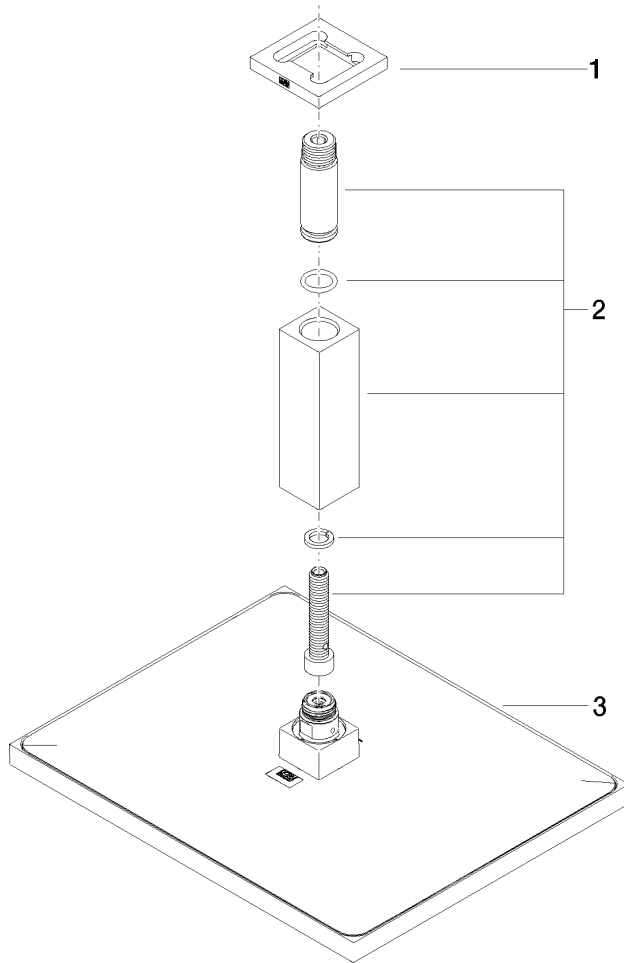
### Certificates

LGA\_29232.

WRAS\_2212012.

LGA\_38662.

28 775 980



Spare parts list

No.	Item Number	Name	Quantity used	Delivery time
1	09 27 98 017-08	rosette	1	40
2	90 11 10 092 00-08	connection	1	40
3	04 12 05 063 00-08	shower	1	40