










VAIA Two-way diverter for bath rim or tile edge installation - Dark Chrome

VAIA

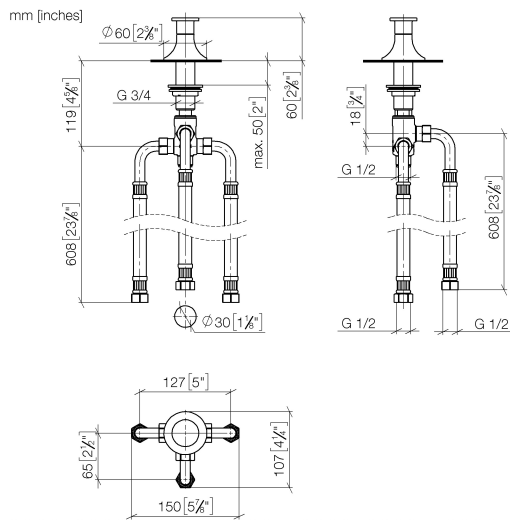
29 140 809 Product version from 3/13/2017



- automatic bath/shower diverter
- hole diameter 30 mm
- rosette Ø 60 mm
- 1/2" connection
- max. flow 64.9 l/min at 3 bar flow pressure
- WRAS

| | | |
|--|-------------------------------------|---------------|
|  | Dark Chrome | 29 140 809-19 |
|  | Chrome | 29 140 809-00 |
|  | Brushed Platinum | 29 140 809-06 |
|  | Platinum | 29 140 809-08 |
|  | Brushed Durabronze (23kt Gold) | 29 140 809-28 |
|  | Brushed Dark Brass | 29 140 809-39 |
|  | Brushed Bronze | 29 140 809-42 |
|  | Brushed Champagne (22kt Gold) | 29 140 809-46 |
|  | Champagne (22kt Gold) | 29 140 809-47 |
|  | Brushed Dark Platinum | 29 140 809-99 |

29 140 809 Product version from 3/13/2017



Flow rate chart



Codes & Standards

ASME A112.18.1

cUPC

DIN 4109

ISO 3822

Ü-Zeichen



VAIA Two-way diverter for bath rim or tile edge installation - Dark Chrome

VAIA

29 140 809 Product version from 3/13/2017

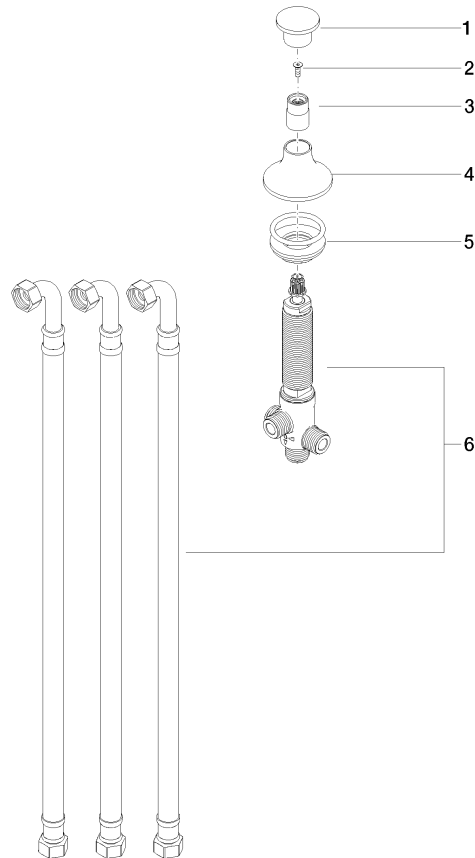
Certificates and sustainability

LGA_29

IAPMO_4976

29 140 809 Product version from 3/13/2017

Parts for other
finishes can be found
here: [Chrome](#)



Spare parts list

| No. | Item Number | Name | Quantity used | Delivery time |
|-----|--------------------|------------|---------------|---------------|
| 4 | 09 27 80 015-19 | rosette | 1.00 | 60 |
| 3 | 09 18 40 214-19 | sleeve | 1.00 | 60 |
| 2 | 90 30 30 014 00 90 | screw | 1.00 | 2 |
| 6 | 90 17 09 051 00 90 | diverter | 1.00 | 2 |
| 5 | 04 23 10 004 03 90 | fixing set | 1.00 | 2 |
| 1 | 09 20 80 016-19 | handle | 1.00 | 60 |