

VAIA Two-way diverter for bath rim or tile edge installation - Brushed Dark Platinum

VAIA

29 140 809 Product version from 3/13/2017



- automatic bath/shower diverter
- hole diameter 30 mm
- rosette Ø 60 mm
- 1/2" connection
- max. flow 64.9 l/min at 3 bar flow pressure
- WRAS

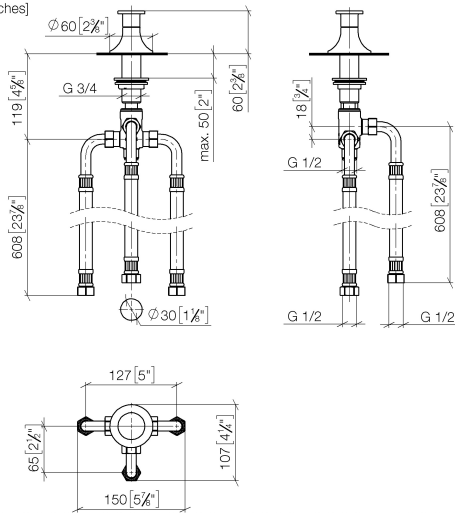
	Brushed Dark Platinum	29 140 809-99
	Chrome	29 140 809-00
	Brushed Platinum	29 140 809-06
	Platinum	29 140 809-08
	Dark Chrome	29 140 809-19
	Brushed Durabronze (23kt Gold)	29 140 809-28
	Brushed Bronze	29 140 809-42
	Brushed Champagne (22kt Gold)	29 140 809-46
	Champagne (22kt Gold)	29 140 809-47

VAIA Two-way diverter for bath rim or tile edge installation - Brushed Dark Platinum

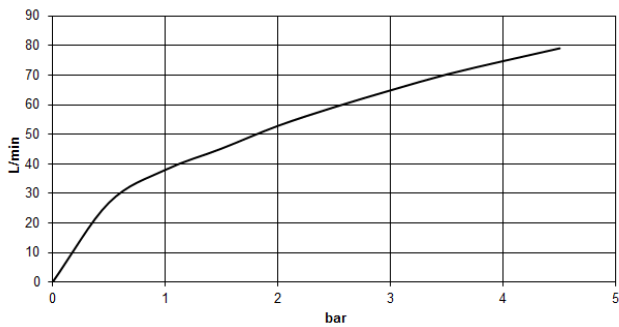
VAIA

29 140 809 Product version from 3/13/2017

mm [inches]



Flow rate chart



Codes & Standards

ASME A112.18.1	cUPC	DIN 4109	ISO 3822
----------------	------	----------	----------

Scottish Water Byelaws	UK Water Supply Regulations	Ü-Zeichen
---------------------------	--------------------------------	-----------



VAIA Two-way diverter for bath rim or tile edge installation - Brushed Dark
Platinum

VAIA

29 140 809 Product version from 3/13/2017

Certificates and sustainability

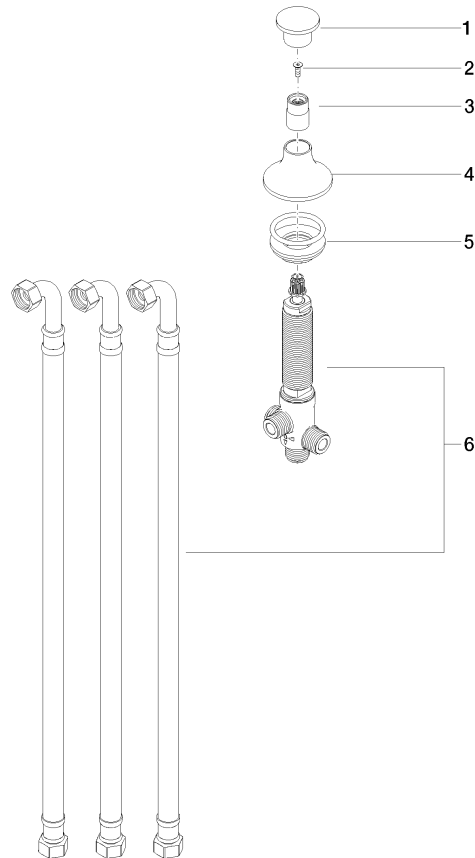
WRAS_1911	LGA_29	IAPMO_4976
-----------	--------	------------

VAIA Two-way diverter for bath rim or tile edge installation - Brushed Dark Platinum

VAIA

29 140 809 Product version from 3/13/2017

Parts for other
finishes can be found
here: [Chrome](#)



Spare parts list

No.	Item Number	Name	Quantity used	Delivery time
3	09 18 40 214-99	sleeve	1.00	20
1	09 20 80 016-99	handle	1.00	20
5	04 23 10 004 03 90	fixing set	1.00	2
6	90 17 09 051 00 90	diverter	1.00	2
4	09 27 80 015-99	rosette	1.00	20
2	90 30 30 014 00 90	screw	1.00	2