

META Single-lever basin mixer with pop-up waste - Brushed Dark Brass

META

33 500 661 Product version from 1/23/2020 to 4/1/2025

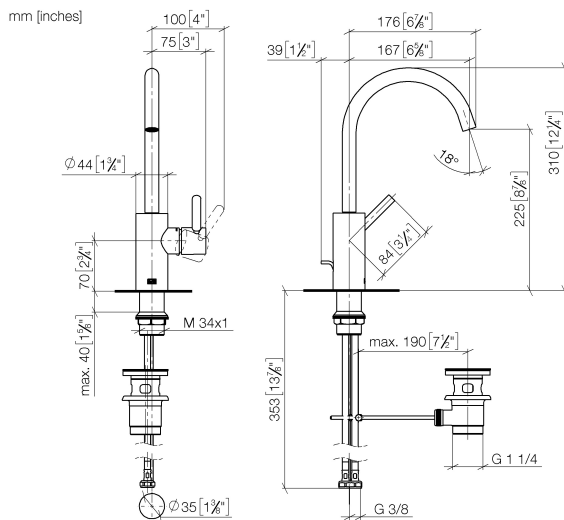


- 167mm projection
- pivotable spout 360°
- circular, air-enriched flow
- height of mixer 310 mm
- height up to aerator 225 mm
- hole diameter 35 mm
- 2x screw-in M 8 x 1 pressure hose, leak-tested
- max. flow 5.7 l/min
- lead-free
- This product can help a building meet the requirements of Green Building Rating Systems, e.g. LEED®, BREEAM®, DGNB
- WRAS

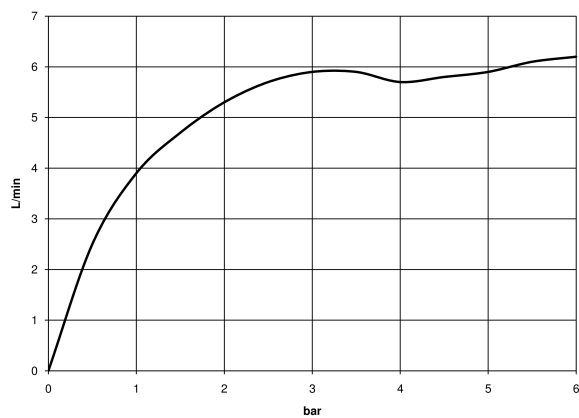
Only suitable for basins with an overflow.

	Brushed Dark Brass	33 500 661-39
	Chrome	33 500 661-00
	Brushed Platinum	33 500 661-06
	Dark Chrome	33 500 661-19
	Light Gold	33 500 661-26
	Brushed Light Gold	33 500 661-27
	Matte Black	33 500 661-33
	Brushed Bronze	33 500 661-42
	Brushed Champagne (22kt Gold)	33 500 661-46
	Champagne (22kt Gold)	33 500 661-47
	Brushed Chrome	33 500 661-93
	Brushed Dark Platinum	33 500 661-99

33 500 661 Product version from 1/23/2020 to 4/1/2025



Flow rate chart



Codes & Standards

DIN 4109

ISO 3822

Scottish Water
Byelaws

UK Water Supply
Regulations

Ü-Zeichen



META Single-lever basin mixer with pop-up waste - Brushed Dark Brass

META

33 500 661 Product version from 1/23/2020 to 4/1/2025

Certificates and sustainability

LGA_29

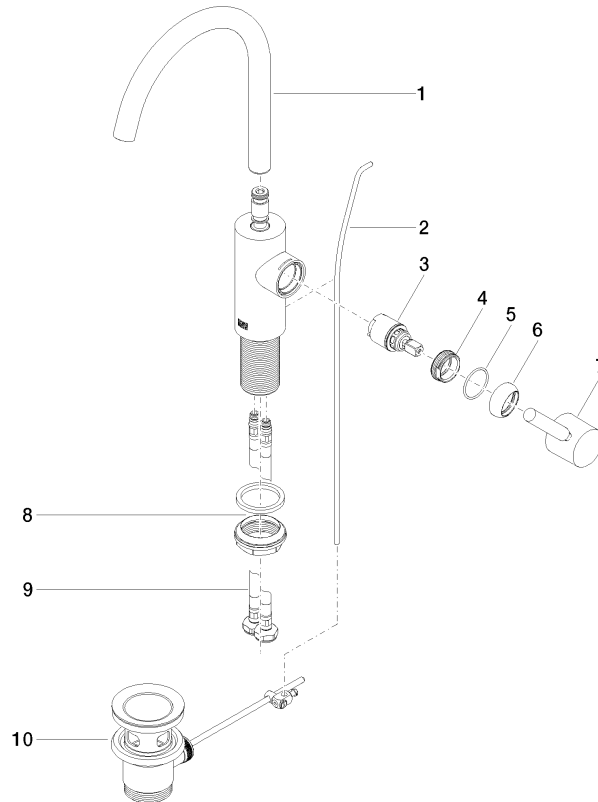
WRAS_250502

META Single-lever basin mixer with pop-up waste - Brushed Dark Brass

META

33 500 661 Product version from 1/23/2020 to 4/1/2025

Parts for other
finishes can be found
here: [Chrome](#)



Spare parts list

No.	Item Number	Name	Quantity used	Delivery time
	3 90 15 05 044 00 90	cartridge	1.00	2
	9 04 30 04 100 00 90	hose	1.00	2
	10 90 11 01 001 00-39	pop-up waste	1.00	-
Spare part can no longer be ordered, please order the replacement item				
	5 09 14 10 091 90	seal	1.00	2
	2 09 31 09 110-39	pull-rod	1.00	60
	7 90 20 66 003 00-39	handle	1.00	30
	8 04 23 10 044 07 90	fixing set	1.00	2
	4 09 24 04 266 90	nut	1.00	2
	6 09 28 30 021-39	cover	1.00	60
	1 90 28 22 320 00-39	spout	1.00	30