

LISSÉ Single-lever basin mixer with pop-up waste - Brushed Light Gold








LISSÉ

33 500 845 Product version from 5/3/2021



- 130mm projection
- 1 1/4" pop-up waste
- fixed spout
- circular, air-enriched flow
- height of mixer 127 mm
- height up to aerator 75 mm
- hole diameter 35 mm
- 2x screw-in M 8 x 1 pressure hose, leak-tested
- max. flow 5.7 l/min
- lead-free
- This product can help a building meet the requirements of Green Building Rating Systems, e.g. LEED®, BREEAM®, DGNB
- WRAS

Only suitable for basins with an overflow.

	Brushed Light Gold	33 500 845-27
	Chrome	33 500 845-00
	Brushed Platinum	33 500 845-06
	Dark Chrome	33 500 845-19
	Matte Black	33 500 845-33
	Brushed Chrome	33 500 845-93
	Brushed Dark Platinum	33 500 845-99

33 500 845 Product version from 5/3/2021



Flow rate chart



Codes & Standards

DIN 4109

Executive Order
no. 1007

ISO 3822

Ü-Zeichen



LISSE Single-lever basin mixer with pop-up waste - Brushed Light Gold

LISSE

33 500 845 Product version from 5/3/2021

Certificates and sustainability

LGA_29

GDV_0400

Parts for other
finishes can be found
here: [Chrome](#)



Spare parts list

No.	Item Number	Name	Quantity used	Delivery time
	9 04 30 04 100 00 90	hose	2.00	2
	5 90 15 05 042 01 90	cartridge	1.00	2
	7 90 23 01 161 01-27	aerator	1.00	30
	6 09 31 09 120-27	pull-rod	1.00	60
	4 09 14 10 038 90	seal	1.00	2
	3 09 23 10 123 90	nut	1.00	2
	1 90 20 84 020 00-27	handle	1.00	30
	2 09 28 30 034 90	cover	1.00	2
	8 04 30 11 038 75 90	fixing set	1.00	2
	10 09 31 11 011 90	pin	1.00	2
	11 90 11 01 001 00-27	pop-up waste	1.00	30