

CYO Single-lever basin mixer with pop-up waste - Chrome

CYO

33 505 811








- 177mm projection
- fixed spout
- rectangular, air-enriched flow
- height of mixer 198 mm
- height up to aerator 133 mm
- hole diameter 35 mm
- 2x screw-in M 8 x 1 pressure hose, leak-tested
- max. flow 4.5 l/min
- lead-free
- This product can help a building meet the requirements of Green Building Rating Systems, e.g. LEED®, BREEAM®, DGNB
- WRAS

Only suitable for basins with an overflow.

Must not be combined with continuous-flow heaters heaters.

Distance from centre of tap hole to wall min. 55 mm
or to front edge of basin min. 40 mm.

	Chrome	33 505 811-00
	Brushed Platinum	33 505 811-06
	Dark Chrome	33 505 811-19
	Brushed Durabronze (23kt Gold)	33 505 811-28
	Brushed Dark Platinum	33 505 811-99

33 505 811



Flow rate chart



Codes & Standards

DIN 4109

Executive Order
no. 1007

ISO 3822

Scottish Water
Byelaws

UK Water Supply
Regulations

Ü-Zeichen



CYO Single-lever basin mixer with pop-up waste - Chrome

CYO

33 505 811

Certificates and sustainability

GDV_0400	LGA_38	WRAS_2111
----------	--------	-----------

33 505 811



Spare parts list

No.	Item Number	Name	Quantity used	Delivery time
10	90 31 20 129 00 90	plug	1.00	2
13	10 125 970-00	Basin Waste with push fastening 1 1/4" - Chrome	1.00	2
8	90 31 20 087 00-00	plug	1.00	10
4	09 24 04 266 90	nut	1.00	2
5	09 28 30 021-00	cover	1.00	10
6	09 20 80 024-00	handle	1.00	10
1	90 11 70 013 01-00	spout	1.00	10
9	09 31 11 008 90	pin	1.00	2
11	04 23 10 044 07 90	fixing set	1.00	2
3	90 15 05 044 00 90	cartridge	1.00	2
12	04 30 04 100 00 90	hose	2.00	2
2	09 23 01 172 90	flow reducer	1.00	2
7	90 31 11 030 00 90	pin	1.00	2