

META Single-lever basin mixer with raised base without pop-up waste - Dark Chrome

META












33 539 660



- 165mm projection
- fixed spout
- circular, air-enriched flow
- height of mixer 300 mm
- height up to aerator 219 mm
- hole diameter 35 mm
- 2x screw-in M 8 x 1 pressure hose, leak-tested
- max. flow 5.7 l/min
- lead-free
- This product can help a building meet the requirements of Green Building Rating Systems, e.g. LEED®, BREEAM®, DGNB
- WRAS

for use on countertop bowls

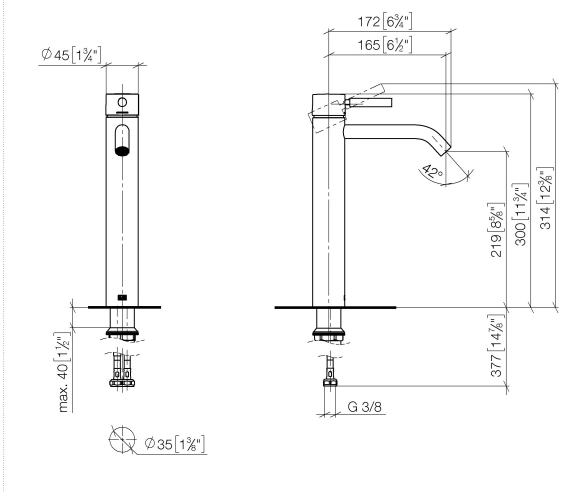
Product change as of 1.4.2023: height of mixer 300 mm, height up to aerator 219 mm

	Dark Chrome	33 539 660-19
	Chrome	33 539 660-00
	Brushed Platinum	33 539 660-06
	Light Gold	33 539 660-26
	Brushed Light Gold	33 539 660-27
	Matte Black	33 539 660-33
	Brushed Dark Brass	33 539 660-39
	Brushed Bronze	33 539 660-42
	Brushed Champagne (22kt Gold)	33 539 660-46
	Champagne (22kt Gold)	33 539 660-47
	Brushed Chrome	33 539 660-93
	Brushed Dark Platinum	33 539 660-99

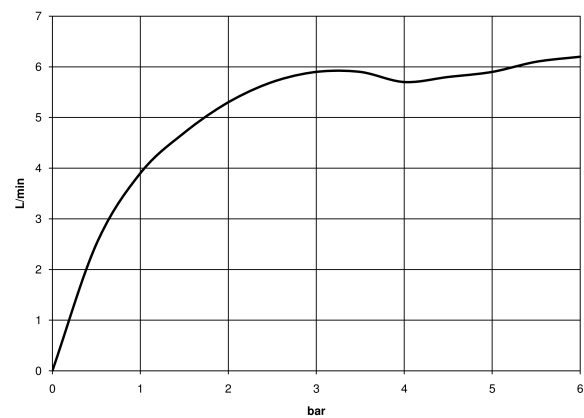
META Single-lever basin mixer with raised base without pop-up waste - Dark Chrome

META

33 539 660
mm [inches]



Flow rate chart



Codes & Standards

DIN 4109

EN 817

ISO 3822

Ü-Zeichen



META Single-lever basin mixer with raised base without pop-up waste - Dark Chrome

META

33 539 660

Certificates and sustainability

LGA_29

DVGW_DW-
6506DN0

META Single-lever basin mixer with raised base without pop-up waste - Dark Chrome

META

33 539 660

Parts for other
finishes can be found
here: [Chrome](#)

