

**META Single-lever basin mixer with raised base without pop-up waste -
Champagne (22kt Gold)**

META












33 539 660



- 165mm projection
- fixed spout
- circular, air-enriched flow
- height of mixer 300 mm
- height up to aerator 219 mm
- hole diameter 35 mm
- 2x screw-in M 8 x 1 pressure hose, leak-tested
- max. flow 5.7 l/min
- lead-free
- This product can help a building meet the requirements of Green Building Rating Systems, e.g. LEED®, BREEAM®, DGNB
- WRAS 2003058

for use on countertop bowls

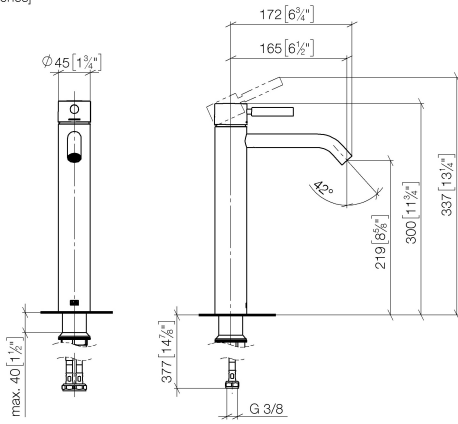
Product change as of 1.4.2023: height of mixer 300 mm, height up to aerator 219 mm

	Champagne (22kt Gold)	33 539 660-47
	Chrome	33 539 660-00
	Brushed Platinum	33 539 660-06
	Dark Chrome	33 539 660-19
	Light Gold	33 539 660-26
	Brushed Light Gold	33 539 660-27
	Matte Black	33 539 660-33
	Brushed Bronze	33 539 660-42
	Brushed Champagne (22kt Gold)	33 539 660-46
	Brushed Chrome	33 539 660-93
	Brushed Dark Platinum	33 539 660-99

**META Single-lever basin mixer with raised base without pop-up waste -
Champagne (22kt Gold)**

META

33 539 660
mm [inches]



Flow rate chart



META Single-lever basin mixer with raised base without pop-up waste -
Champagne (22kt Gold)

META

33 539 660

Parts for other
finishes can be found
here: [Chrome](#)

