

Showerpipe with shower thermostat without hand shower FlowReduce -  
Chrome

SERIES SPECIFIC

34 459 979    Product version from 4/1/2024



- shower with fixed riser projection 453mm
- overhead shower: rain flow
- rain shower Ø 220 mm
- rain shower with anti-scale system
- max. rainshower flow 7 l/min
- rotary diverter with volume control and shut-off function
- slide-on rosettes Ø 70 mm
- height of fittings up to rain shower (bottom edge) 1009mm
- height of fittings up to top edge of elbow 1150mm
- gauge 150 mm - 13 mm
- metal shower hose 1750mm with integrated anti-twist protection
- 1/2" connection
- slide bar
- Pipe diameter 23.5 mm
- quick clearing
- This product can help a building meet the requirements of Green Building Rating Systems, e.g. LEED®, BREEAM®, DGNB
- WRAS

**This article does not include a hand shower!**  
**Intrinsic protection against back flow.**

This article does not include a hand shower!

Intrinsic protection against back flow.


	Chrome	34 459 979-00
	Brushed Platinum	34 459 979-06
	Platinum	34 459 979-08
	Dark Chrome	34 459 979-19
	Light Gold	34 459 979-26
	Brushed Light Gold	34 459 979-27
	Brushed Durabrass (23kt Gold)	34 459 979-28
	Matte Black	34 459 979-33
	Brushed Dark Brass	34 459 979-39
	Brushed Bronze	34 459 979-42
	Brushed Champagne (22kt Gold)	34 459 979-46
	Champagne (22kt Gold)	34 459 979-47
	Brushed Chrome	34 459 979-93
	Brushed Dark Platinum	34 459 979-99

Showerpipe with shower thermostat without hand shower FlowReduce - Chrome
 


SERIES SPECIFIC

34 459 979
 Product version from 4/1/2024


Required miscellaneous

	<b>Hand shower - Chrome</b>	28 012 979-00
---	-----------------------------	---------------


Required miscellaneous

	<b>Hand shower FlowReduce - Chrome</b>	28 012 979-00 0010
---	--	--------------------


Required miscellaneous

	<b>Hand shower - Chrome</b>	28 017 979-00
---	-----------------------------	---------------


Required miscellaneous

	<b>Hand shower FlowReduce - Chrome</b>	28 018 979-00 0010
---	--	--------------------


Required miscellaneous

	<b>SERIES-VARIOUS Hand shower FlowReduce - Chrome</b>	28 029 979-00 0010
---	---	--------------------


Required miscellaneous

	<b>SERIES-VARIOUS Hand shower FlowReduce - Chrome</b>	28 027 979-00 0010
---	---	--------------------


Required miscellaneous

	<b>Hand shower - Chrome</b>	28 018 979-00
---	-----------------------------	---------------


Required miscellaneous

	<b>Hand shower - Chrome</b>	28 016 979-00
---	-----------------------------	---------------


Required miscellaneous

	<b>Hand shower FlowReduce - Chrome</b>	28 016 979-00 0010
---	--	--------------------

Required miscellaneous

	<b>SERIES-VARIOUS Hand shower FlowReduce - Chrome</b>	28 025 979-00 0010
---	---	--------------------

Required miscellaneous

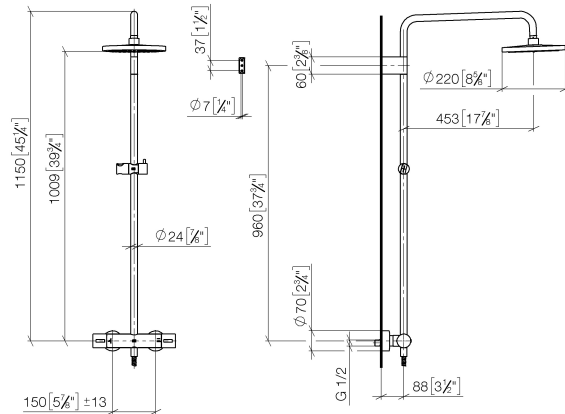
	<b>SERIES-VARIOUS Hand shower - Chrome</b>	28 029 979-00
---	--	---------------

# Showerpipe with shower thermostat without hand shower FlowReduce - Chrome

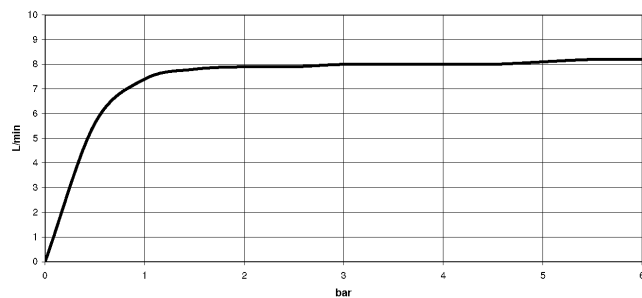
SERIES SPECIFIC

34 459 979 Product version from 4/1/2024

mm [inches]  
1:10



## Flow rate chart



## Codes & Standards

DIN 4109

EN 1111

EN 1717

ISO 3822

Scottish Water  
Byelaws

UK Water Supply  
Regulations

Ü-Zeichen



Showerpipe with shower thermostat without hand shower FlowReduce - Chrome

SERIES SPECIFIC

34 459 979    Product version from 4/1/2024

Certificates and sustainability

DVGW_DW-6509DN0	Belgaqua_21-032-2	WRAS_2204	LGA_38
-----------------	-------------------	-----------	--------

# Showerpipe with shower thermostat without hand shower FlowReduce - Chrome

SERIES SPECIFIC

34 459 979 Product version from 4/1/2024



## Spare parts list

No.	Item Number	Name	Quantity used	Delivery time
	10 28 322 970-00	Metal shower hose 1/2" x 3/8" x 1750 mm - Chrome	1.00	2
	5 90 28 22 349 00-00	pipe	1.00	10
	2 09 23 01 039 90	sieve	1.00	2
	3 90 28 22 348 00-00	pipe	1.00	10
	7 90 17 33 015 00-00	handle	2.00	10
	4 90 17 11 150 00-00	holder	1.00	10
	6 04 17 01 250 00-00	connection	1.00	10
	9 12 570 970-00	Slide unit - Chrome	1.00	50
	1 90 12 05 092 20-00	shower	1.00	10
	8 90 14 20 026 00 90	seal	1.00	2