

Showerpipe with shower thermostat without hand shower - Brushed Dark Brass SERIES SPECIFIC

34 460 979 Product version from 4/1/2024



- shower with fixed riser projection 453mm
- overhead shower: rain flow
- rain shower Ø 300 mm
- rain shower with anti-scale system
- max. rainshower flow 14 l/min
- Function from: 10 l/min
- rotary diverter with volume control and shut-off function
- slide-on rosettes Ø 70 mm
- height of fittings up to rain shower (bottom edge) 1009mm
- height of fittings up to top edge of elbow 1150mm
- gauge 150 mm - 13 mm
- metal shower hose 1750mm with integrated anti-twist protection
- 1/2" connection
- slide bar
- Pipe diameter 23.5 mm
- quick clearing
- WRAS

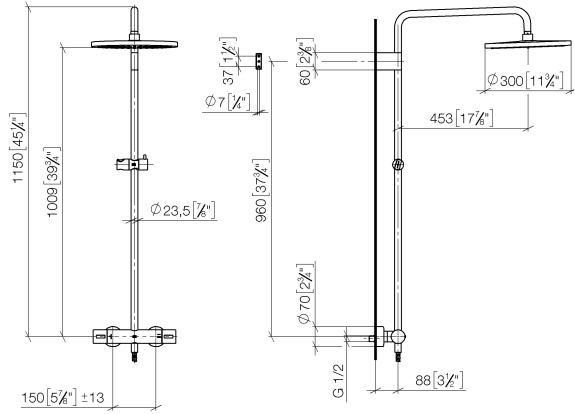
This article does not include a hand shower!
Intrinsic protection against back flow.

| | | |
|---|-------------------------------|---------------|
|  | Brushed Dark Brass | 34 460 979-39 |
|  | Chrome | 34 460 979-00 |
|  | Brushed Platinum | 34 460 979-06 |
|  | Platinum | 34 460 979-08 |
|  | Dark Chrome | 34 460 979-19 |
|  | Light Gold | 34 460 979-26 |
|  | Brushed Light Gold | 34 460 979-27 |
|  | Brushed Durabrass (23kt Gold) | 34 460 979-28 |
|  | Matte Black | 34 460 979-33 |
|  | Brushed Bronze | 34 460 979-42 |
|  | Brushed Champagne (22kt Gold) | 34 460 979-46 |
|  | Champagne (22kt Gold) | 34 460 979-47 |
|  | Brushed Chrome | 34 460 979-93 |
|  | Brushed Dark Platinum | 34 460 979-99 |

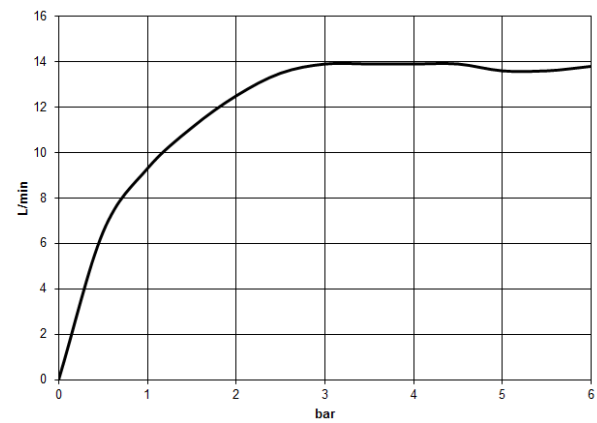
Showerpipe with shower thermostat without hand shower - Brushed Dark Brass SERIES SPECIFIC

34 460 979 Product version from 4/1/2024

mm [inches]
1:10



Flow rate chart



Codes & Standards

DIN 4109

ISO 3822

Scottish Water
Byelaws

UK Water Supply
Regulations

Ü-Zeichen



Showerpipe with shower thermostat without hand shower - Brushed Dark Brass SERIES SPECIFIC

34 460 979 Product version from 4/1/2024

Certificates and sustainability

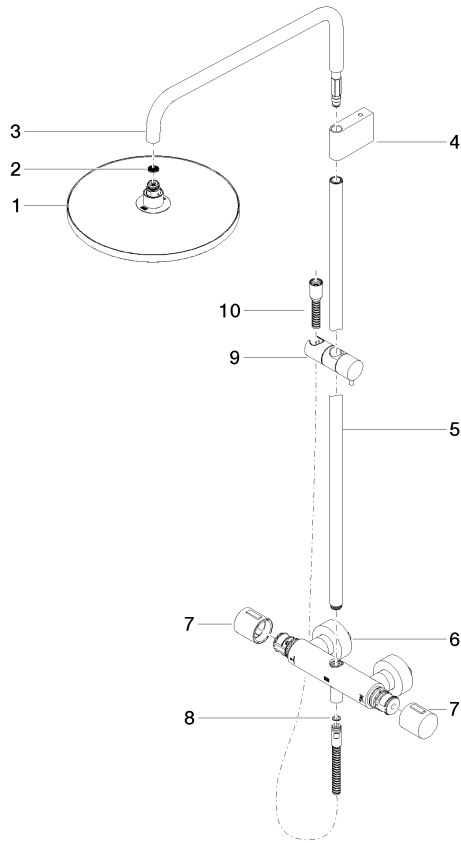
WRAS_2204

LGA_38

Showerpipe with shower thermostat without hand shower - Brushed Dark Brass SERIES SPECIFIC

34 460 979 Product version from 4/1/2024

Parts for other
finishes can be found
here: [Chrome](#)



Spare parts list

| No. | Item Number | Name | Quantity used | Delivery time |
|--|--------------------|--|---------------|---------------|
| 1 | 04 12 05 091 00-39 | shower | 1.00 | - |
| Spare part can no longer be ordered, please order the replacement item | | | | |
| 10 | 28 322 970-39 | Metal shower hose 1/2" x 3/8" x 1750 mm - Brushed Dark Brass | 1.00 | 30 |
| 9 | 12 570 970-39 | Slide unit - Brushed Dark Brass | 1.00 | 60 |
| 8 | 90 14 20 026 00 90 | seal | 1.00 | 2 |
| 3 | 90 28 22 348 00-39 | pipe | 1.00 | 30 |
| 7 | 90 17 33 015 00-39 | handle | 2.00 | 30 |
| 2 | 09 23 01 039 90 | sieve | 1.00 | 2 |
| 4 | 90 17 11 150 00-39 | holder | 1.00 | 30 |
| 5 | 90 28 22 349 00-39 | pipe | 1.00 | 30 |
| 6 | 04 17 01 250 00-39 | connection | 1.00 | 60 |