









SYMETRICS Concealed two-way diverter - Brushed Dark Platinum

SYMETRICS

36 200 985 Product version from 4/1/2022



- rotary diverter
- rosette 60 x 60 mm
- WRAS

	Brushed Dark Platinum	36 200 985-99
	Chrome	36 200 985-00
	brushed chrome	36 200 985-93
	Brushed Platinum	36 200 985-06
	Dark Chrome	36 200 985-19
	Brushed Light Gold	36 200 985-27
	Brushed Durabronze (23kt Gold)	36 200 985-28
	Matte Black	36 200 985-33
	Brushed Champagne (22kt Gold)	36 200 985-46
	Champagne (22kt Gold)	36 200 985-47

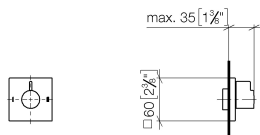
Required miscellaneous



- Concealed two-way diverter -** 35 202 970 90
- max. recess depth 160 mm
 - min. recess depth 85 mm

36 200 985 Product version from 4/1/2022

mm [inches]



Flow rate chart



Codes & Standards

DIN 4109

ISO 3822

Scottish Water
Byelaws

UK Water Supply
Regulations

Ü-Zeichen



SYMETRICS Concealed two-way diverter - Brushed Dark Platinum

SYMETRICS

36 200 985 Product version from 4/1/2022

Certificates and sustainability

LGA_38

WRAS_2307



Spare parts list

No.	Item Number	Name	Quantity used	Delivery time
	3 09 12 12 043-99	base	1.00	20
	8 90 90 03 304 10 90	diverter	1.00	2
	1 09 20 98 002-99	handle	1.00	20
	7 90 21 02 181 00 90	disc	1.00	2
	5 09 31 11 294 90	pin	1.00	2
	4 09 14 10 017 90	seal	1.00	2
	2 09 12 12 005 90	fixing cap	1.00	2
	6 09 27 98 037-99	rosette	1.00	20