

Concealed thermostat with one function volume control - Brushed Chrome

SERIES SPECIFIC

36 425 670 Product version up to 5/15/2020

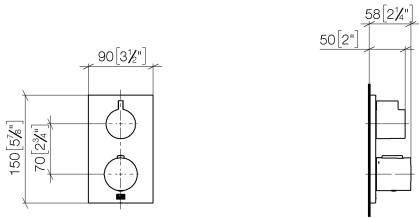


- cover plate 150 x 90 mm
- temperature control handle with safety limit stop at 38°C
- hot water temperature limiter, can be preset
- WRAS

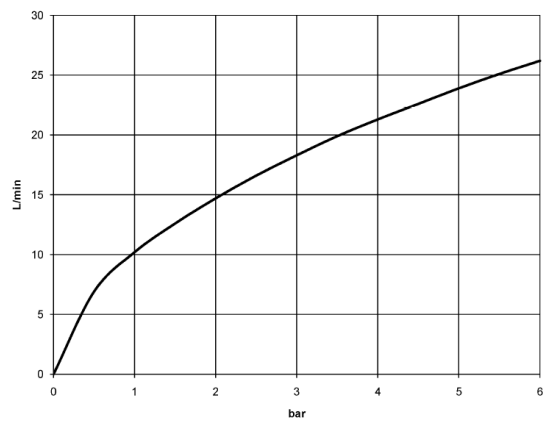
	Brushed Chrome	36 425 670-93
	Chrome	36 425 670-00
	Brushed Platinum	36 425 670-06
	Platinum	36 425 670-08
	Dark Chrome	36 425 670-19
	Brushed Light Gold	36 425 670-27
	Brushed Durabronze (23kt Gold)	36 425 670-28
	Matte Black	36 425 670-33
	Brushed Champagne (22kt Gold)	36 425 670-46
	Champagne (22kt Gold)	36 425 670-47
	Brushed Dark Platinum	36 425 670-99

36 425 670 Product version up to 5/15/2020

mm [inches]



Flow rate chart



Codes & Standards

DIN 4109	EN 1111	ISO 3822	Scottish Water Byelaws
UK Water Supply Regulations	Ü-Zeichen	VA-Zeichen	



Concealed thermostat with one function volume control - Brushed Chrome

SERIES SPECIFIC

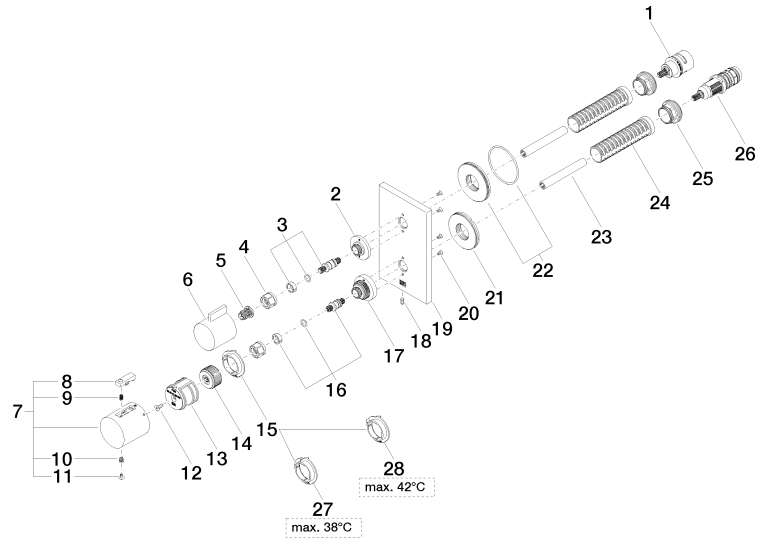
36 425 670 Product version up to 5/15/2020

Certificates and sustainability

LGA_19	ETA_20	DVGW_DW-6512DN0	LGA_19	WRAS_250402
--------	--------	-----------------	--------	-------------

36 425 670 Product version up to 5/15/2020

Parts for other
finishes can be found
here: [Chrome](#)





Concealed thermostat with one function volume control - Brushed Chrome

SERIES SPECIFIC

36 425 670 Product version up to 5/15/2020

Spare parts list

No.	Item Number	Name	Quantity used	Delivery time
7	90 17 33 004 00-93	handle	1.00	20
19	09 11 02 234-93	plate	1.00	20
25	09 24 04 257 90	nut	2.00	2
21	09 30 01 296 90	disc	1.00	2
26	90 15 02 013 00 90	cartridge	1.00	2
6	09 20 67 006-93	handle	1.00	20
27	09 28 10 188 90	regulator	1.00	2
5	90 12 12 002 00 90	fixing cap	1.00	2
15	09 28 10 187 90	regulator	1.00	2
9	90 16 02 027 00 90	spring	1.00	2
22	90 30 01 190 00 90	disc	1.00	2
20	09 30 30 157 90	screw	4.00	2
17	09 12 12 051-93	base	1.00	20
28	09 28 10 189 90	regulator	1.00	2
14	09 12 12 054 90	base	1.00	2
2	09 12 12 053-93	base	1.00	20
18	09 31 11 134 90	pin	1.00	2
1	90 90 03 166 00 90	top	1.00	2
11	90 31 20 049 00-13	plug	1.00	30
3	04 29 06 111 01-00	spindle	1.00	10
23	90 23 01 124 00 90	sleeve	2.00	2
13	90 12 12 052 00 90	base	1.00	2
12	90 30 30 124 00 90	screw	1.00	2
16	04 29 06 024 01-00	spindle	1.00	10
24	90 18 40 077 01 90	spindle	2.00	2
4	90 23 30 023 00 90	nut	2.00	2
10	90 30 30 136 00 90	screw	1.00	2
8	90 21 33 011 00-13	handle	1.00	2